

# Solutions for Power Switching, Power Monitoring and Power Conversion

1<sup>st</sup> October 2024



When **energy** matters

**socomec**  
Innovative Power Solutions



When **energy** matters



### Ensuring the availability of high quality power

- static uninterruptible power supplies (UPS) for high quality power free of distortions and interruptions occurring on the primary power supply,
- changeover of static, high availability sources for transferring the supply to an operational back-up source,
- permanent monitoring of the electrical facilities to prevent failures and reduce operating losses.



Scan to know more

 **socomec**  
Innovative Power Solutions



# Power Conversion

# 7

Solutions

- Modular UPS
  - Single-phase UPS
  - Three-phase UPS
  - Static Transfer System (STS)
- Industrial & transformer based UPS
  - UPS for Special applications
  - Connected services

Phase	Product Name	Rating	Product code	Product Description	LP (₹)
1_Phase	ITYS-E	1 kVA	ITY-E-TW010B-I	1 kVA Single phase online UPS with Built-in Battery	26040
		2 kVA	ITY-E-TW020B-I	2 kVA Single phase online UPS with Built-in Battery	43470
		3 kVA	ITY-E-TW030B-I	3 kVA Single phase online UPS with Built-in Battery	51555
		1 kVA	ITY-E-TW010LB-I	1 kVA Single phase online UPS with External Battery option	22995
		2 kVA	ITY-E-TW020LB-I	2 kVA Single phase online UPS with External Battery option	36855
		3 kVA	ITY-E-TW030LB-I	3 kVA Single phase online UPS with External Battery option	40635
		6 kVA	ITY-E-TW060LB	6 kVA Single phase online UPS with External Battery option	96495
		10 kVA	ITY-E-TW100LB	10 kVA Single phase online UPS with External Battery option	125685
	NETYS RT	5 kVA	NRT3-U5000C	5 kVA Single Phase rack mountable online UPS, with External Battery Option	131145
		7 kVA	NRT3-U7000CLAC	7 kVA Single Phase rack mountable online UPS, with External Battery Option	149415
		11 kVA	NRT3-U11000CLAC	11 kVA Single Phase rack mountable online UPS, with External Battery Option	202020
		NRT cable	NRT3-OP-CBL11F	NeTYS RT Longer Battery Cable (900mm) for UPS 5 kVA to 11 kVA	9135
3_Phase	Masterys BC+	10 kVA	U4BQ013E00-0100	10 kVA MASTERYS BC+ UPS 3/3 400V PF=1 for External Battery Cabinet	220500
		20 kVA	U4BQ023E00-0100	20 kVA MASTERYS BC+ UPS 3/3 400V PF=1 for External Battery Cabinet	252000
1_Phase	STATYS XS	16A	3310016001	Static Transfer Switch 16A 230V 1P 2 Wires 2 Pole Switching (19" Rack Mountable)	43155
		32A	3310032001	Static Transfer Switch 32A 230V 1P 2 Wires 2 Pole Switching (19" Rack Mountable)	82635
3_Phase	STATYS	63A	3230063006	Statys Pack 63A 380/415V Three Phase 4 Wires 4 Pole Switching 19 Inches Rack	609000
		100A	3230100006	Statys Pack 100A 380/415V Three Phase 4 Wires 4 Pole Switching 19 Inches Rack	619500
		200A	3230200006	Statys Pack 200A 380/415V Three Phase 4 Wires 4 Pole Switching Mounted in Cabinet	745500

\*Note: Online UPS available from 1 kVA to 5400 kVA, Static transfer switches (STS) available up to 1800 A. For higher rating UPS & STS, send your query to [info.in@socomec.com](mailto:info.in@socomec.com)



# When **energy** matters



**COMO**  
Load Break Switches  
from 32A to 63A



**COMO**  
Enclosed Load Break Switches  
from 20A to 125A

## Optimize your setup with our Compact load break switches

- Easy assembly: Optimise integration and save time
- Enhanced Safety: Providing a secure and reliable lock for your setup.
- Compact Design: Maximize your panel space



Scan to know more

# COMO

## Load Break Switches

From 32A to 63A



COMO  
Direct operation



COMO  
External operation

### Function

COMO are compact and modular load break switches. They make and break under all types of load conditions and provide safe isolation for any low voltage circuit, especially for machine control circuits.

### General characteristics

- 2 stable positions (I, 0)
- Double break per phase
- Positive contact indication
- Contact point technology
- Padlocking in 0 position
- IP20 devices and accessories

### Advantages

#### Easy mounting

Three mounting possibilities are available for optimum integration and time saving:

- DIN rail or back plate mounting,
- Door mounting,
- "Quick Fix" mounting to save time when integrating in high quantities.

#### Compact

Thanks to its compact design panel space is really reduced.

#### Safety

- Direct access to connection terminals for adequate tightening
- Lockable rotary operating mechanism

### Din Rail/Back Plate Mounting



Direct Handle Version



External Handle Version



4th Pole

Rating (A)	Description	Reference	LP (₹)
32	COMO 3 pole Direct Handle Version*	21113003G	1229
	COMO 3 pole External Handle Version*	21113103G	1269
	COMO 4th Pole	21111003G	425
63	COMO 3 pole Direct Handle Version*	21113005G	1478
	COMO 3 pole External Handle Version*	21113105G	1505
	COMO 4th Pole	21111005G	486

\* references are only for Switch

# COMO

## Load Break Switches

From 32A to 63A

### Door Mounting



External operation version  
with screw



Quick Fix Version



4th Pole

Rating (A)	Description	Reference	LP (₹)
32	COMO 3 pole External Operation Version*with Screw	21113203G	1242
	COMO 3 pole Quick Fix Version*	21113303G	1242
	COMO 4th Pole	21111203G	432
63	COMO 3 pole External Operation Version* with Screw	21113205G	1546
	COMO 3 pole Quick Fix Version*	21113305G	1546
	COMO 4th Pole	21111205G	500

\* references are only for Switch

### Accessories for Din Rail/Back Plate Mounting



External handle K1



Extension Shaft



Aux Contact NO + NC



Neutral Pole

Rating (A)	Description	Reference	LP (₹)
32	External handle K1 type IP65 with Guided Shaft blue/black	21131112G	338
63	External handle K1 type IP65 with Guided Shaft red/yellow	21131113G	473
32	Extension shaft 200mm	21132200G	236
63	Extension shaft 320mm	21132320G	304
32/63	Aux Contact NO + NC	21134000G	533
	Neutral pole	21111056G	533

### Accessories for Door Mounting

Rating (A)	Description	Reference	LP (₹)
32	External handle K1 type IP65 blue/Black 32/63A	21131322G	324
63	External handle K1 type IP65 red/yellow 32/63A	21131323G	324
32	External handle K1 type IP65 blue/Black 32/63A quickfix	21131332G	324
63	External handle K1 type IP65 red/yellow 32/63A quickfix	21131333G	324
32/63	Aux Contact NO + NC	21134200G	554
	Neutral pole	21111256G	540

# COMO

## Enclosed load break switches

From 20A to 125A



25, 32, 40 A, 3/4 poles,  
IEC Polycarbonate



32, 63, 80, 100 A, 3/4/6/8 poles,  
IEC Polycarbonate

### Function

COMO are load break switches that will make and break on load and provide isolation for any low voltage electrical circuit. COMO are now available in enclosed version incorporating three, four, six and eight-pole manually operated load break switches.

The new enclosed COMO provide protection against contact with live parts as well as environmental factors such as dust, water and other hazards.

### Advantages

#### Compact design

The enclosed COMO range offers compact enclosures tailored to your needs. The range starts with the 20A enclosure with dimensions of only 64x74.5 mm (2.5x2.93 in).

#### IP65

The IP65 protection degree provides protection against dust and high pressure water jets for any industrial application. Available in IP67 for the enclosed COMO 20A.

#### Safety of operations

Triple locking of the handle in the OFF position to ensure maximum safety for operators during maintenance operations.

#### Wide range

The range offers a wide variety of variants depending on the number of poles, rating and enclosure type.

### Enclosed Load Break Switches

Rating (A)	Description	Reference	LP (₹)
20	Enclosed Como 3x20A (Yellow/Red Handle)	21153401G	2221
	Enclosed Como 4x20A (Yellow/Red Handle)	21154401G	2498
25	Enclosed Como 3x25A (Yellow/Red Handle)	21153402G	2396
	Enclosed Como 4x25A (Yellow/Red Handle)	21154402G	2862
32	Enclosed Como 3x32A (Yellow/Red Handle)	21153403G	2464
	Enclosed Como 4x32A (Yellow/Red Handle)	21154403G	2754
40	Enclosed Como 3x40A (Yellow/Red Handle)	21153404G	2687
	Enclosed Como 4x40A (Yellow/Red Handle)	21154404G	3071



Enclosed Load Break Switches

Rating (A)	Description	Reference	LP (₹)
63	Enclosed Como 3x63A (Yellow/Red Handle)	21153406G	3578
	Enclosed Como 4x63A (Yellow/Red Handle)	21154406G	4482
80	Enclosed Como 3x80A (Yellow/Red Handle)	21153408G	7088
	Enclosed Como 4x80A (Yellow/Red Handle)	21154408G	7884
100	Enclosed Como 3x100A (Yellow/Red Handle)	21153409G	8951
	Enclosed Como 4x100A (Yellow/Red Handle)	21154409G	10253
125	Enclosed Como 3x125A (Yellow/Red Handle)	21153412G	16565
	Enclosed Como 4x125A (Yellow/Red Handle)	21154412G	17638

Enclosed Load Break Switches

Rating (A)	Description	Reference	LP (₹)
20	Enclosed Como 3x20A (Blue/Grey Handle)	21153301G	2133
	Enclosed Como 4x20A (Blue/Grey Handle)	21154301G	2396
25	Enclosed Como 3x25A (Blue/Grey Handle)	21153302G	2309
	Enclosed Como 4x25A (Blue/Grey Handle)	21154302G	2585
32	Enclosed Como 3x32A (Blue/Grey Handle)	21153303G	2369
	Enclosed Como 4x32A (Blue/Grey Handle)	21154303G	2660
40	Enclosed Como 3x40A (Blue/Grey Handle)	21153304G	2585
	Enclosed Como 4x40A (Blue/Grey Handle)	21154304G	2957
63	Enclosed Como 3x63A (Blue/Grey Handle)	21153306G	3443
	Enclosed Como 4x63A (Blue/Grey Handle)	21154306G	4307
80	Enclosed Como 3x80A (Blue/Grey Handle)	21153308G	6818
	Enclosed Como 4x80A (Blue/Grey Handle)	21154308G	7587
100	Enclosed Como 3x100A (Blue/Grey Handle)	21153309G	8627
	Enclosed Como 4x100A (Blue/Grey Handle)	21154309G	9875
125	Enclosed Como 3x125A (Blue/Grey Handle)	21153312G	15950
	Enclosed Como 4x125A (Blue/Grey Handle)	21154312G	16983





# When **energy** matters



**SIRCO**  
Direct Handle



**SIRCO**  
External Handle

## **SIRCO**

Load break and isolation switches  
from 63A to 5000A



Scan to know more

## A complete range for protection and security of your AC LV installations

- SIRCO are manually operated 3 and 4 pole load break and isolation switch rated from 63A to 5000A at 415 VAC heavy duty applications up to AC 23 A utilization category.
- It is a multipolar switch that make and break under full load and provide safety isolation in compliance with IS/ IEC 60947-3.
- Double positive break indication given through a position indication window and by the operating handle.
- Severe utilization categories and high resistance to damp and heat.

# SIRCO

Load break and isolation switches  
From 63A to 5000A



### Function

SIRCO are manually operated load break and isolation switches. They make and break under load conditions and provide safe isolation. SIRCO are designed for 415 VAC electrical circuits.

### General characteristics

- Double positive break indication given through a position indication window, located directly on the product, and by the operating handle.
- Severe load duty categories (AC-22 and AC-23).

### Advantages

#### Reliability and performance

The double breaking per pole, achieved through its sliding bar contact system, is a proven design that offers very high durability and short-circuit withstand. It provides an improved breaking performance with quick opening and rapid closure.

#### Simplicity

The SIRCO range is available as a kit with direct or external handles or as a bare switch product. It includes a wide choice of common accessories that enable:

- Simple installation.
- Reduced stock management and storage costs.

#### Safety of property and personnel

The position indicator is located directly on the sliding bar contact mechanism, ensuring it can be seen in all circumstances. The use of glass fibre reinforced polyester gives the SIRCO both high mechanical and thermal resistance.

#### Easy to install

The design of external contacts enables an easy connection thanks to:

- Low profile,
- Wide terminals,
- Spreader accessories which facilitate connections with larger cables, up to 1250A.

## Open Execution - KIT Type 1

(Includes Switch, Interphase barriers from frame B3 and above, Direct Handle)

Rating (A)	Description	Reference	LP (₹)
63	SIRCO 4X63A Direct Kit B2*	26K14006A	3583
100	SIRCO 4X100A Direct Kit B2*	26K14010A	6143
CD125#	SIRCO 4XCD125A Direct Kit B2*	26K14011A	6720
125	SIRCO 3X125A Direct Kit B3	26K13012A	6312
160	SIRCO 3X160A Direct Kit B3	26K13016A	7987
	SIRCO 4X160A Direct Kit B3	26K14016A	9392
CD200	SIRCO 3XCD200A Direct Kit B3	26K13019A	8300
	SIRCO 4XCD200A Direct Kit B3	26K14019A	9763
200	SIRCO 3X200A Direct Kit B4	26K13020A	9079
	SIRCO 4X200A Direct Kit B4	26K14020A	10674

Open Execution - KIT Type 1

(Includes Switch, Interphase barriers from frame B3 and above, Direct Handle)

Rating (A)	Description	Reference	LP (₹)
250	SIRCO 3X250A Direct Kit B4	26K13025A	11793
	SIRCO 4X250A Direct Kit B4	26K14025A	13875
CD315	SIRCO 3XCD315A Direct Kit B4	26K13030A	11888
	SIRCO 4XCD315A Direct Kit B4	26K14030A	13987
CD400	SIRCO 3XCD400A Direct Kit B4	26K13039A	14776
	SIRCO 4XCD400A Direct Kit B4	26K14039A	17384
315	SIRCO 3X315A Direct Kit B5	26K13031A	17531
	SIRCO 4X315A Direct Kit B5	26K14031A	18269
400	SIRCO 3X400A Direct Kit B5	26K13040A	20613
	SIRCO 4X400A Direct Kit B5	26K14040A	22310
500	SIRCO 3X500A Direct Kit B5	26K13050A	22344
	SIRCO 4X500A Direct Kit B5	26K14050A	23828
630	SIRCO 3X630A Direct Kit B5	26K13063A	22686
	SIRCO 4X630A Direct Kit B5	26K14063A	25687
CD800#	SIRCO 3XCD800A Direct Kit B5	26K13079A	26359
	SIRCO 4XCD800A Direct Kit B5	26K14079A	31013
1000	SIRCO 3X1000A Direct Kit B6	26K13100A	51190
	SIRCO 4X1000A Direct Kit B6	26K14100A	60222
CD1250	SIRCO 3XCD1250A Direct Kit B6	26K13124A	58425
	SIRCO 4XCD1250A Direct Kit B6	26K14124A	68729
1250	SIRCO 3X1250A Direct Kit B7	26K13125A	66224
	SIRCO 4X1250A Direct Kit B7	26K14125A	77905
1600	SIRCO 3X1600A Direct Kit B7	26K13160A	89406
	SIRCO 4X1600A Direct Kit B7	26K14160A	105184
1800	SIRCO 3X1800A Direct Kit B7	26K13180A	98607
	SIRCO 4X1800A Direct Kit B7	26K14180A	116006
2000	SIRCO 3X2000A Direct Kit B8	26K13200A	120428
	SIRCO 4X2000A Direct Kit B8	26K14200A	141674
2500	SIRCO 3X2500A Direct Kit B8	26K13250A	153096
	SIRCO 4X2500A Direct Kit B8	26K14250A	180105
3200	SIRCO 3X3200A Direct Kit B8	26K13320A	205333
	SIRCO 4X3200A Direct Kit B8	26K14320A	241569

CD - Compact design  
1) Please refer technical literature for exact technical characteristics  
# Rating 125A & 800A is also available in AC23A category  
\* Phase Barrier & Shaft is not available in frame B2

For enquiries >3200 A, please contact our regional sales representatives.



Open Execution - KIT Type 2

(Includes Switch, Interphase barriers from frame B3 and above, External Handle, Extension Shaft 200mm)

Rating (A)	Description	Reference	LP (₹)
63	SIRCO 4X63A External Kit B2	26K24006A	4092
100	SIRCO 4X100A External Kit B2	26K24010A	6652
CD125#	SIRCO 4XCD125A External Kit B2	26K24011A	7229
	SIRCO 3X125A External Kit B3	26K23012A	6864
160	SIRCO 3X160A External Kit B3	26K23016A	8544
	SIRCO 4X160A External Kit B3	26K24016A	10044
CD200	SIRCO 3XCD200A External Kit B3	26K23019A	8851
	SIRCO 4XCD200A External Kit B3	26K24019A	10409
200	SIRCO 3X200A External Kit B4	26K23020A	9620
	SIRCO 4X200A External Kit B4	26K24020A	11326
250	SIRCO 3X250A External Kit B4	26K23025A	12349
	SIRCO 4X250A External Kit B4	26K24025A	14527
CD315	SIRCO 3XCD315A External Kit B4	26K23030A	12434
	SIRCO 4XCD315A External Kit B4	26K24030A	14628
CD400	SIRCO 3XCD400A External Kit B4	26K23039A	15333
	SIRCO 4XCD400A External Kit B4	26K24039A	18481
315	SIRCO 3X315A External Kit B5	26K23031A	20066
	SIRCO 4X315A External Kit B5	26K24031A	21069
400	SIRCO 3X400A External Kit B5	26K23040A	21263
	SIRCO 4X400A External Kit B5	26K24040A	23012
500	SIRCO 3X500A External Kit B5	26K23050A	23206
	SIRCO 4X500A External Kit B5	26K24050A	25452
630	SIRCO 3X630A External Kit B5	26K23063A	23996
	SIRCO 4X630A External Kit B5	26K24063A	27132
CD800#	SIRCO 3XCD800A External Kit B5	26K23079A	27328
	SIRCO 4XCD800A External Kit B5	26K24079A	32144
1000	SIRCO 3X1000A External Kit B6	26K23100A	51660
	SIRCO 4X1000A External Kit B6	26K24100A	60782
CD1250	SIRCO 3XCD1250A External Kit B6	26K23124A	62647
	SIRCO 4XCD1250A External Kit B6	26K24124A	69216
1250	SIRCO 3X1250A External Kit B7	26K23125A	66504
	SIRCO 4X1250A External Kit B7	26K24125A	78239
1600	SIRCO 3X1600A External Kit B7	26K23160A	90524
	SIRCO 4X1600A External Kit B7	26K24160A	105889
1800	SIRCO 3X1800A External Kit B7	26K23180A	100287
	SIRCO 4X1800A External Kit B7	26K24180A	116505
2000	SIRCO 3X2000A External Kit B8	26K23200A	126528
	SIRCO 4X2000A External Kit B8	26K24200A	158514
2500	SIRCO 3X2500A External Kit B8	26K23250A	154522
	SIRCO 4X2500A External Kit B8	26K24250A	181175
3200	SIRCO 3X3200A External Kit B8	26K23320A	207325
	SIRCO 4X3200A External Kit B8	26K24320A	242480

For enquiries >3200 A, please contact our regional sales representatives.

Enclosed Solution 63 A to 1600 A

(Includes Enclosure Switch, Interphase barriers from frame B3 and above, External Handle, Extension Shaft)

Rating (A)	Description	Reference	LP (₹)
63	SIRCO 4X63A Enclosure Size 1 B2*	26E14006A	7241
100	SIRCO 4X100A Enclosure Size 1 B2*	26E14010A	8770
CD125#	SIRCO 4XCD125A Enclosure Size 1 B2*	26E14011A	9800
125	SIRCO 3X125A Enclosure Size 2 B3	26E13012A	10573
160	SIRCO 3X160A Enclosure Size 2 B3	26E13016A	12796
	SIRCO 4X160A Enclosure Size 2 B3	26E14016A	13882
CD200	SIRCO 3XCD200A Enclosure Size 2 B3	26E13019A	13182
	SIRCO 4XCD200A Enclosure Size 2 B3	26E14019A	14902
200	SIRCO 3X200A Enclosure Size 3 B4	26E13020A	13546
	SIRCO 4X200A Enclosure Size 3 B4	26E14020A	16055
250	SIRCO 3X250A Enclosure Size 3 B4	26E13025A	17511
	SIRCO 4X250A Enclosure Size 3 B4	26E14025A	18900
CD315	SIRCO 3XCD315A Enclosure Size 3 B4	26E13030A	20177
	SIRCO 4XCD315A Enclosure Size 3 B4	26E14030A	22064
CD400	SIRCO 3XCD400A Enclosure Size 3 B4	26E13039A	21935
	SIRCO 4XCD400A Enclosure Size 3 B4	26E14039A	25351
315	SIRCO 3X315A Enclosure Size 4 B5	26E13031A	21515
	SIRCO 4X315A Enclosure Size 4 B5	26E14031A	22170
400	SIRCO 3X400A Enclosure Size 4 B5	26E13040A	25866
	SIRCO 4X400A Enclosure Size 4 B5	26E14040A	30083
500	SIRCO 3X500A Enclosure Size 5 B5	26E13050A	28493
	SIRCO 4X500A Enclosure Size 5 B5	26E14050A	33040
630	SIRCO 3X630A Enclosure Size 5 B5	26E13063A	30996
	SIRCO 4X630A Enclosure Size 5 B5	26E14063A	35913
1000	SIRCO 3X1000A Enclosure Size 6 B6	26E13100A	67598
	SIRCO 4X1000A Enclosure Size 6 B6	26E14100A	78361
1250	SIRCO 3X1250A Enclosure Size 7 B7	26E13125A	93985
	SIRCO 4X1250A Enclosure Size 7 B7	26E14125A	108259
1600	SIRCO 3X1600A Enclosure Size 7 B7	26E13160A	123872
	SIRCO 4X1600A Enclosure Size 7 B7	26E14160A	142722

CD - Compact design  
1) Please refer technical literature for exact technical characteristics | \* Phase Barrier & Shaft is not available in frame B2  
# Rating 125A & 800A are also available in AC-23A category

Extension box

Suitable for Top or Bottom Assembly (Price is for 1 number of extension box)

Rating (A)	Description	Reference	LP (₹)
63-CD125#	Extension Box Top or Bottom for S1 Enclosure - 4 Pole	26E10001A	1310
125-CD200	Extension Box Top or Bottom for S2 Enclosure - 3 Pole	26E10002A	2234
160-CD200	Extension Box Top or Bottom for S2 Enclosure - 4 Pole		
200-CD400	Extension Box Top or Bottom for S3 Enclosure - 3 Pole	26E10003A	3450
200-CD400	Extension Box Top or Bottom for S3 Enclosure - 4 Pole		
315-630	Extension Box Top or Bottom for S4/S5 Enclosure - 3 Pole	26E10004A	4390
315-630	Extension Box Top or Bottom for S4/S5 Enclosure - 4 Pole		

Extension box

Rating (A)	Description	Reference	LP (₹)
1000	Extension Box Top or Bottom for S6 Enclosure - 3 Pole	26E10006A	12925
1000	Extension Box Top or Bottom for S6 Enclosure - 4 Pole		
1250-1800	Extension Box Top or Bottom for S7 Enclosure - 3 Pole	26E10007A	16374
1250-1800	Extension Box Top or Bottom for S7 Enclosure - 4 Pole		

SIRCO Accessories



Direct Handle



External Handle



Shaft



1st Aux Contact



2nd Aux Contact

Frame	Description	Reference	LP (₹)
B1	SHO type Direct Handle	42990001A	514
B3	Direct Handle Black	26995042A	514
B4-B5	Direct Handle Black	26995052A	928
B6-B8	Direct Handle Black	27997012A	3710
B3-B5	S2 type IP55 Extended Handle Black / Blue I-0	14212111A	1643
B6-B7	S4 type IP65 Extended Handle Black / Blue I-0	14433111A	2555
B8	S5 type IP65 Extended Handle Black / Blue I-0	14538111A	16091
B3-B5	Shaft 10X10-200MM S2	14001020A	572
B6-B7	Shaft 15X12-200MM S4	14011520A	1330
B8	Shaft 15X15-200MM S5	27993015A	7197
B3-B5	Shaft 10X10-250MM S2	14001025A	731
B3-B5	Shaft 10X10-320MM S2	14001032A	806
B6-B7	Shaft 15X12-320MM S4	14011532A	1569
B8	Shaft 15X15-320MM S5	27993018A	7558
B2	1st Aux Contact NO/NC	26091020A	233
B3-B8	1st Aux Contact NO/NC	26990031A	572
B2	2nd Aux Contact NO/NC	26092020A	382
B3-B8	2nd Aux Contact NO/NC	26990032A	673



Interphase barrier - 3P



Interphase barrier - 4P

Frame	Description	Reference	LP (₹)
B3	Interphase Barrier Standard for 3P B3 (4 pcs)	29985033A	239
	Interphase Barrier Standard for 4P B3 (6 pcs)	29985034A	339
B4	Interphase Barrier Standard for 3P B4 (4 pcs)	29985023A	281
	Interphase Barrier Standard for 4P B4 (6 pcs)	29985024A	413
B5	Interphase Barrier Standard for 3P B5 (4 pcs)	29985013A	323
	Interphase Barrier Standard for 4P B5 (6 pcs)	29985014A	466



SIRCO Accessories



Terminal Shroud - 3P



Terminal Shroud - 4P



Terminal Screen Standard

Rating (A)	Description	Reference	LP (₹)
B3	Standard Terminal Screen 3P Top or Bottom B3	26983012A	1081
	Standard Terminal Screen 4P Top or Bottom B3	26984012A	1129
B4	Standard Terminal Screen 3P Top or Bottom B4	26983020A	1081
	Standard Terminal Screen 4P Top or Bottom B4	26984020A	1129
B5	Standard Terminal Screen 3P Top or Bottom B5	26983050A	1081
	Standard Terminal Screen 4P Top or Bottom B5	26984050A	1129
B6	Standard Terminal Screen 3P Top or Bottom B6	26983080A	1802
	Standard Terminal Screen 4P Top or Bottom B6	26984080A	2046
B7	Standard Terminal Screen 3P Top or Bottom B7	26983120A	2650
	Standard Terminal Screen 4P Top or Bottom B7	26984120A	3005
B8	Standard Terminal Screen 3P Top or Bottom B8	26983200A	4759
	Standard Terminal Screen 4P Top or Bottom B8	26984200A	5390
B2	Top or Bottom Terminal Shroud 4P B2	29944008A	413
B3	Top or Bottom Terminal Shroud 3P B3	26943014A	869
	Top or Bottom Terminal Shroud 4P B3	26944014A	1012
B4	Top or Bottom Terminal Shroud 3P B4	26943021A	970
	Top or Bottom Terminal Shroud 4P B4	26944021A	1155
B5	Top or Bottom Terminal Shroud 3P B5	26943051A	1548
	Top or Bottom Terminal Shroud 4P B5	26944051A	1738



Terminal Screen Wide -Top - 3P



Terminal Screen Wide -Bottom - 3P



Terminal Screen wide Top/Bottom - 4P

Rating (A)	Description	Reference	LP (₹)
B3	Wide Terminal Screen for use with spreaders 3P Top B3	26983013A	827
	Wide Terminal Screen for use with spreaders 3P Bottom B3	26988013A	827
	Wide Terminal Screen for use with spreaders 4P Top or Bottom B3	26984013A	933
B4	Wide Terminal Screen for use with spreaders 3P Top B4	26983021A	827
	Wide Terminal Screen for use with spreaders 3P Bottom B4	26988021A	827
	Wide Terminal Screen for use with spreaders 4P Top or Bottom B4	26984021A	933
B5	Wide Terminal Screen for use with spreaders 3P Top B5	26983051A	1060
	Wide Terminal Screen for use with spreaders 3P Bottom B5	26988051A	1060
	Wide Terminal Screen for use with spreaders 4P Top or Bottom B5	26984051A	1198
B6	Wide Terminal Screen for use with spreaders 3P Top B6	26983081A	2125
	Wide Terminal Screen for use with spreaders 3P Bottom B6	26988081A	2125
	Wide Terminal Screen for use with spreaders 4P Top or Bottom B6	26984081A	2412

# SIRCO PV IEC 60947-3

Load break switches for photovoltaic applications  
from 100A to 3200A, up to 1500 VDC



SIRCO PV

### Functions

SIRCO PV are manually operated load break switches, making and breaking capacity under load conditions up to 1500 VDC.

These extremely durable switches have been tested and approved for use in the most demanding applications. They have been designed and tested for all types of applications: grounded, floating or bipolar.

### General characteristics

- Patented switching technology up to 500 VDC/pole.
- Positive indication.
- Up to 1500 VDC according to IEC 60947-3.

### Advantages

#### Optimise your investment

- Thanks to a reduced number of bridging bars, you can limit your costs and save mounting time.
- SIRCO PV 2 pole will reduce heating and can be integrated in a smaller enclosure.

#### High quality materials

SIRCO PV is an extremely robust device in a glass fibre reinforced polyester frame. This material provides:

- high mechanical strength,
- stability to temperature variations (RTI of 130°C),
- high dielectric strength (high CTI/tested as per standard ASTM D 2303).

#### Take advantage of an innovative design

The SIRCO PV can be directly connected up to four independent PV panel strings. The global solution cost is therefore reduced in comparison with the use of four distinct switches.

#### Reliability and performance

Our range of SIRCO PV load break switches is compliant to standards UL98B and IEC 60947-3. SIRCO PV have been tested to critical currents and at a 10 kA short-circuit during 50 ms without specific protection.

## SIRCO PV Kit Type 1

Rating (A)	Description	Reference	LP (₹)
100	Sirco PV kit 1 100A 2P 1000Vdc	26P12010	On Request
160	Sirco PV kit 1 160A 2P 1000Vdc	26P12016	
	Sirco PV kit 1 160A 3P 1500Vdc	26P13015A	
250	Sirco PV kit 1 250A 2P 1000Vdc	26P12025	
	Sirco PV kit 1 250A 3P 1500Vdc	26P13024A	
	Sirco PV kit 1 250A 4P 1000Vdc	26P14025	
315	Sirco PV kit 1 315A 2P 1000Vdc	26P12031	
	Sirco PV kit 1 315A 3P 1500Vdc	26P13030A	
	Sirco PV kit 1 315A 4P 1000Vdc	26P14031	
400	Sirco PV kit 1 400A 2P 1000Vdc	26P12039	
	Sirco PV kit 1 400A 3P 1500Vdc	26P13039A	
	Sirco PV kit 1 400A 4P 1000Vdc	26P14040	
500	Sirco PV kit 1 500A 3P 1500Vdc	26P13049A	
	Sirco PV kit 1 500A 4P 1000Vdc	26P14050	
630	Sirco PV kit 1 630A 4P 1000Vdc	26P14063	
800	Sirco PV kit 1 800A 4P 1000Vdc	26P14080	

For enquiries >800 A, please contact our regional sales representatives.

SIRCO PV Kit Type 2

Rating (A)	Description	Reference	LP (₹)
100	Sirco PV kit 2 100A 2P 1000Vdc	26P22010	On Request
160	Sirco PV kit 2 160A 2P 1000Vdc	26P22016	
	Sirco PV kit 2 160A 3P 1500Vdc	26P23015A	
250	Sirco PV kit 2 250A 2P 1000Vdc	26P22025	
	Sirco PV kit 2 250A 3P 1500Vdc	26P23024A	
	Sirco PV kit 2 250A 4P 1000Vdc	26P24025	
315	Sirco PV kit 2 315A 2P 1000Vdc	26P22031	
	Sirco PV kit 2 315A 3P 1500Vdc	26P23030A	
	Sirco PV kit 2 315A 4P 1000Vdc	26P24031	
400	Sirco PV kit 2 400A 2P 1000Vdc	26P22039	
	Sirco PV kit 2 400A 3P 1500Vdc	26P23039A	
	Sirco PV kit 2 400A 4P 1000Vdc	26P24040	
500	Sirco PV kit 2 500A 3P 1500Vdc	26P23049A	
	Sirco PV kit 2 500A 4P 1000Vdc	26P24050	
630	Sirco PV kit 2 630A 4P 1000Vdc	26P24063	
800	Sirco PV kit 2 800A 4P 1000Vdc	26P24080	

For enquiries >800 A, please contact our regional sales representatives.



# SAFETY SWITCHES

Local visible cut-off switches for the heavy industries  
From 50A to 630A



Safety Enclosures

### Functions

A visible cut-off switch shall be installed on the power cable to each motor for:

- Locking out the motor for maintenance (safety isolation).
- Controlling the motor locally for maintenance purposes.
- Emergency stop and emergency shut-down (on load break).

SOCOME visible cut-off switch ensures a safe and fast maintenance as it prevents from entering the electrical substations to cut-off the power. In order to reduce the level of hazard during motor lock-out, the safety switch must be installed as closed as possible from the motor.

**Locking out operation can be carried by a non-electrical person.**

### Advantages

#### Easy to Install

Secure connections and commissioning due to a well equipped enclosure.

#### Built for Lasting

Equipped with high standard material SOCOME safety enclosure can resist in harsh environment.

#### Designed for Safety

Thanks to the dedicated cut-off equipment, the user can operate the equipment quickly and safely.

## Safety Enclosures

Reference	Description	LP (₹)
32AS3005	Safety Enclosure 3x50A PB0 Cu IP55	On Request
32AS3008	Safety Enclosure 3x80A PB0 Cu IP55	
32AS3012	Safety Enclosure 3x125A PB0 Cu IP55	
32AS3020	Safety Enclosure 3x200A PB0 Cu IP55	
32AS3040	CT SIDER 3x400+VM LAT PACK U22	
32AS3063	CT SIDER 3x630+VM LAT PACK U22	
32AS3105	Safety Enclosure 3x50A PB2 Cu IP55	
32AS3108	Safety Enclosure 3x80A PB2 Cu IP55	
32AS3112	Safety Enclosure 3x125A PB2 Cu IP55	
32AS3120	Safety Enclosure 3x200A PB2 Cu IP55	
32AS3140	Safety Enclosure 3x400A PB2 Cu IP55	
32AS3163	CT SIDER 3x630+VM LAT 1WAY U22	
32AS3205	Safety Enclosure 3x50A PB3 Cu IP55	
32AS3208	Safety Enclosure 3x80A PB3 Cu IP55	
32AS3212	Safety Enclosure 3x125A PB3 Cu IP55	
32AS3220	Safety Enclosure 3x200A PB3 Cu IP55	

# SAFETY SWITCHES

Local visible cut-off switches for the heavy industries  
from 50A to 630A

## Safety Enclosures

Reference	Description	LP (₹)
32AS3240	CT SIDER 3x400+VM LAT 2WAY U22	On Request
32AS3263	CT SIDER 3x630+VM LAT 2WAY U22	
32AS3305	Safety Enclosure 3x50A PB4 Cu IP55	
32AS3308	Safety Enclosure 3x80A PB4 Cu IP55	
32AS3312	Safety Enclosure 3x125A PB4 Cu IP55	
32AS3320	Safety Enclosure 3x200A PB4 Cu IP55	
32AS3340	CT SIDER 3x400A+VM LAT VSD U22	
32AS3363	CT SIDER 3x630A+VM LAT VSD U22	
34AA3005-HC	SOSE AL3x50A PB0 IP65 HOL.	
34AA3008-HC	SOSE AL3x80A PB0 IP65 HOL.	
34AA3012-HC	SOSE AL3x125A PB0 IP65 HOL.	
34AA3020-HC	SOSE AL3x200A PB0 IP65 HOL.	
34AA3040-HC	SOSE AL3x400A PB0 IP65 HOL.	
34AA3063-HC	SOSE AL3X630A PB0 IP65 HOL.	
34AA3105-HC	SOSE AL3x50A PB2 IP65 HOL.	
34AA3108-HC	SOSE AL3x80A PB2 IP65 HOL.	
34AA3112-HC	SOSE AL3x125A PB2 IP65 HOL.	
34AA3120-HC	SOSE AL3x200A PB2 IP65 HOL.	
34AA3140-HC	SOSE AL3X400A PB2 IP65 HOL.	
34AA3163-HC	SOSE AL3X630A PB2 IP65 HOL.	
34AA3205-HC	SOSE AL3x50A PB3 IP65 HOL.	
34AA3208-HC	SOSE AL3x80A PB3 IP65 HOL.	
34AA3212-HC	SOSE AL3x125A PB3 IP65 HOL.	
34AA3220-HC	SOSE AL3x200A PB3 IP65 HOL.	
34AA3240-HC	SOSE AL3x400A PB3 IP65 HOL.	
34AA3263-HC	SOSE AL3X630A PB3 IP65 HOL.	
34AA3305-HC	SOSE AL3x50A PB4 IP65 HOL.	
34AA3308-HC	SOSE AL3x80A PB4 IP65 HOL.	
34AA3312-HC	SOSE AL3x125A PB4 IP65 HOL.	
34AA3320-HC	SOSE AL3x200A PB4 IP65 HOL.	
34AA3340-HC	SOSE AL3X400A PB4 IP65 HOL.	
34AA3363-HC	SOSE AL3X630A PB4 IP65 HOL.	

# SIRCO DC / SIRCO DC ESS

Load break switches for direct current applications

from 2000 to 3600 A, up to 1500 VDC



## Functions

SIRCO DC and SIRCO DC ESS units are manual control multipolar load break switches.

They provide make and break on-load and safety disconnection for all low voltage electrical circuits for direct current applications up to 1500 VDC.

## General characteristics

- Up to 1500 VDC, 2000 to 3600 A.
- Patented switching technology up to 1500 VDC on 2 poles.
- High short-circuit option available.

## Advantages

### High-performance switching

SIRCO DC and SIRCO DC ESS load break switches include a patented technology providing 1500 VDC breaking capacity with only 2 poles, with significant power loss reduction. This range covers nominal values from 2000 to 3600 A, 1500 VDC.

### Design tested in application

Designed and tested for numerous direct current applications, with tried-and-tested performance in the most difficult environments.

The arc quenching system provides safe disconnection, arc quenching and quick current interruption.

- Tested against high short-circuit systems with and without fuse protection to provide complete protection for the system above 210 kA.
- Tried-and-tested against severe environmental factors, in particular: "Annex Q level C according to IEC" tested in salt mist, at high temperature and altitude, tested in humidity cycle (ASTM D 2303).

### Reduced total cost of ownership

Developed with a view to reducing costs for the user, the product has improvements that ensure the lowest total cost of ownership.

- Flexible connection configurations enable simple input and output connection, with savings made by not using bridging bars in series.
- The multi-circuit design enables configuration of one 3600 A circuit or two 1600 A circuits for greater flexibility.
- A single design for IEC and UL products provides the same base design for customers with IEC or UL machines.
- A compact solution with reduced footprint and weight improves the durability, while reducing packaging, transport and installation costs.

**For more details about SIRCO PV and INOSYS for DC & ESS applications, please contact our sales representatives.**



# It's time to Change Over



Switch to world leading  
Changeover, switch to **SIRCOVER**

High-performance  
switching

IEC  
60947-6-1  
compliant



Ultimate safety

Reliable and robust

## Are you looking for safe and reliable electrical installation?

Discover SIRCOVER, the new generation of Changeover. Designed for demanding applications, compliant with IEC 60947-6-1 and IEC/IS 60947-3, they provide ultimate safety and optimum performance.

### **SIRCOVER**

Manually operated transfer switching equipment:

- from 63 to 3200 A, 3 or 4 poles, bare switch or enclosed
- I-O-II, I-I-II or bypass



Scan to know more

**socomec**  
Innovative Power Solutions

# SIRCOVER

## Manual Transfer Switching Equipment From 63A to 3200A



SIRCOVER



Enclosed Switch



SIRCOVER Bypass



Extension Box

### Function

SIRCOVER products are manually operated transfer switches with positive break indication. There are 2 ranges in the series:

- SIRCOVER for open transition switching (I-O-II) available in 4 poles. For applications where both sources are synchronised and there is to be no interruption to the load supply during transfer.
- SIRCOVER Bypass: This combination of three interlocked load break switches provides 3+6 or 4+8 poles for bypass applications.

They provide on-load transfer between two sources for any low voltage power circuit, as well as safety isolation by double breaking per pole. Other applications include source inversion (e.g. to change the direction of a motor) or grounding/earthing.

### Advantages

#### High electrical performance

SIRCOVER is capable of switching all types of loads, without the need for a pre-breaking switch at the upstream. It is also compatible with motor and mixed loads up to utilisation category AC-33 at 415 VAC.

#### Easy to connect

Wider spearhead terminals for better clearance (up to B5 frame) enables easy termination of Aluminium cables / Busbars.

#### Safety of operations

SIRCOVER devices have three stable positions, unaffected by voltage fluctuations and vibrations, protecting your loads from network disturbances.

#### On-load and isolation switching

With its AC-23 and AC-33 characteristics, tested according to standards IEC 60947-3 and IEC 60947-6-1. The SIRCOVER enables safe on-load switching for any type of load. With its on-load transfer capabilities, it is not necessary to isolate loads prior to transfer. Therefore the SIRCOVER offers an economical solution.

#### High level of safety

SIRCOVER is based on a reliable switching mechanism that is fully independent on the user operating speed that includes a fail-safe mechanical interlock for all 3 positions (for I-O-II versions). Moreover they provide I-O-II position indicators directly on the handle and mechanism.

### SIRCOVER Kit Type 1

(Includes Transfer switch, Direct handle, Bridging Bars up to 1600 A, Interphase barriers from frame B3 and above)

Rating (A)	Description	Reference	LP (₹)
63	SIRCOVER 4X63A Direct Kit B2*	41K14006A	6122
100	SIRCOVER 4X100A Direct Kit B2*	41K14010A	8231
CD125	SIRCOVER 4XCD125A Direct Kit B2*	41K14011A	10616
125	SIRCOVER 3X125A Direct Kit B3	41K13013A	12978
	SIRCOVER 4X125A Direct Kit B3	41G14013A	13691
160	SIRCOVER 3X160A Direct Kit B3	41K13016A	13980
	SIRCOVER 4X160A Direct Kit B3	41G14016A	14893
200	SIRCOVER 3X200A Direct Kit B3	41K13020A	16992
	SIRCOVER 4X200A Direct Kit B3	41G14020A	18095

**SIRCOVER Kit Type 1**

(Includes Transfer switch, Direct handle, Bridging Bars up to 1600 A, Interphase barriers from frame B3 and above)

Rating (A)	Description	Reference	LP (₹)
250	SIRCOVER 3X250A Direct Kit B4	41K13025A	21878
	SIRCOVER 4X250A Direct Kit B4	41G14025A	24078
315	SIRCOVER 3X315A Direct Kit B4	41K13031A	23124
	SIRCOVER 4X315A Direct Kit B4	41G14031A	25694
400	SIRCOVER 3X400A Direct Kit B4	41K13040A	34010
	SIRCOVER 4X400A Direct Kit B4	41G14040A	37805
500	SIRCOVER 3X500A Direct Kit B5	41K13050A	41316
630	SIRCOVER 3X630A Direct Kit B5	41K13063A	44651
	SIRCOVER 4X630A Direct Kit B5	41G14063A	49141
CD800#	SIRCOVER 3XCD800A Direct Kit B5	41K13079A	54251
	SIRCOVER 4XCD800A Direct Kit B5	41G14079A	61464
1000	SIRCOVER 3X1000A Direct Kit B6	41K13100A	124230
	SIRCOVER 4X1000A Direct Kit B6	41K14100A	135430
1250	SIRCOVER 3X1250A Direct Kit B6	41K13120A	137450
	SIRCOVER 4X1250A Direct Kit B6	41K14120A	151241
1600	SIRCOVER 3X1600A Direct Kit B7	41K13160A	179277
	SIRCOVER 4X1600A Direct Kit B7	41K14160A	199184
2000	SIRCOVER 3X2000A Direct Kit B8	41K13200A	252047
	SIRCOVER 4X2000A Direct Kit B8	41K14200A	270618
2500	SIRCOVER 3X2500A Direct Kit B8	41K13250A	336312
	SIRCOVER 4X2500A Direct Kit B8	41K14250A	370051
3200	SIRCOVER 3X3200A Direct Kit B8	41K13320A	460687
	SIRCOVER 4X3200A Direct Kit B8	41K14320A	506908

CD - Compact Design  
1) Please refer technical literature for exact technical characteristics  
# Rating 800A is also available in AC-33 category  
\* Phase Barrier & Shaft is not available in frame B2

**SIRCOVER Kit Type 2**

(Transfer Switch, Bridging Bars up to 1600 A, Extended handle, 200 mm Shaft, Interphase barriers from frame B3 and above)

Rating (A)	Description	Reference	LP (₹)
63	SIRCOVER 4X63A External Kit B2*	41K24006A	6434
100	SIRCOVER 4X100A External Kit B2*	41K24010A	8480
CD125	SIRCOVER 4XCD125A External Kit B2*	41K24011A	11104
125	SIRCOVER 3X125A External Kit B3	41K23013A	13710
	SIRCOVER 4X125A External Kit B3	41G24013A	13846
160	SIRCOVER 3X160A External Kit B3	41K23016A	14994
	SIRCOVER 4X160A External Kit B3	41G24016A	15226
200	SIRCOVER 3X200A External Kit B3	41K23020A	18090
	SIRCOVER 4X200A External Kit B3	41G24020A	18550

# SIRCOVER

## Manual Transfer Switching Equipment

From 63A to 3200A

### SIRCOVER Kit Type 2

(Transfer Switch, Bridging Bars up to 1600 A, Extended handle, 200 mm Shaft, Interphase barriers from frame B3 and above)

Rating (A)	Description	Reference	LP (₹)
250	SIRCOVER 3X250A External Kit B4	41K23025A	23039
	SIRCOVER 4X250A External Kit B4	41G24025A	24650
315	SIRCOVER 3X315A External Kit B4	41K23031A	24322
	SIRCOVER 4X315A External Kit B4	41G24031A	25769
400	SIRCOVER 3X400A External Kit B4	41K23040A	35526
	SIRCOVER 4X400A External Kit B4	41G24040A	38012
500	SIRCOVER 3X500A External Kit B5	41K23050A	45583
630	SIRCOVER 3X630A External Kit B5	41K23063A	46527
	SIRCOVER 4X630A External Kit B5	41G24063A	49300
CD800#	SIRCOVER 3XCD800A External Kit B5	41K23079A	56344
	SIRCOVER 4XCD800A External Kit B5	41G24079A	62900
1000	SIRCOVER 3X1000A External Kit B6	41K23100A	128890
	SIRCOVER 4X1000A External Kit B6	41K24100A	136538
1250	SIRCOVER 3X1250A External Kit B6	41K23120A	142284
	SIRCOVER 4X1250A External Kit B6	41K24120A	152137
1600	SIRCOVER 3X1600A External Kit B7	41K23160A	185402
	SIRCOVER 4X1600A External Kit B7	41K24160A	200163
2000	SIRCOVER 3X2000A External Kit B8	41K23200A	261046
	SIRCOVER 4X2000A External Kit B8	41K24200A	272494
2500	SIRCOVER 3X2500A External Kit B8	41K23250A	347722
	SIRCOVER 4X2500A External Kit B8	41K24250A	372076
3200	SIRCOVER 3X3200A External Kit B8	41K23320A	475649
	SIRCOVER 4X3200A External Kit B8	41K24320A	508975

CD - Compact Design  
1) Please refer technical literature for exact technical characteristics  
# Rating 800A is also available in AC-33 category  
\* Phase Barrier & Shaft is not available in frame B2

### SIRCOVER Enclosed Solution

(Includes Transfer switch, Extended handle, Bridging Bars up to 1600 A, Extension shaft, Interphase barriers from frame B3 and above)

Rating (A)	Description	Reference	LP (₹)
63	SIRCOVER 4X63A Enclosure Size 1 B2*	41E14006A	10150
100	SIRCOVER 4X100A Enclosure Size 1 B2*	41E14010A	12937
CD125	SIRCOVER 4XCD125A Enclosure Size 1 B2*	41E14011A	16101
125	SIRCOVER 3X125A Enclosure Size 2 B3	41E13013A	17050
	SIRCOVER 4X125A Enclosure Size 2 B3	41E14013A	19218
160	SIRCOVER 3X160A Enclosure Size 2 B3	41E13016A	18704
	SIRCOVER 4X160A Enclosure Size 2 B3	41E14016A	21073
200	SIRCOVER 3X200A Enclosure Size 2 B3	41E13020A	21470
	SIRCOVER 4X200A Enclosure Size 2 B3	41E14020A	24332
250	SIRCOVER 3X250A Enclosure Size 3 B4	41E13025A	29712
	SIRCOVER 4X250A Enclosure Size 3 B4	41E14025A	33835



SIRCOVER Enclosed Solution

(Includes Transfer switch, Extended handle, Bridging Bars up to 1600 A, Extension shaft, Interphase barriers from frame B3 and above)

Rating (A)	Description	Reference	LP (₹)
315	SIRCOVER 3X315A Enclosure Size 3 B4	41E13031A	31053
	SIRCOVER 4X315A Enclosure Size 3 B4	41E14031A	35409
400	SIRCOVER 3X400A Enclosure Size 4 B4	41E13040A	45405
	SIRCOVER 4X400A Enclosure Size 4 B4	41E14040A	51770
500	SIRCOVER 3X500A Enclosure Size 5 B5	41E13050A	49062
630	SIRCOVER 3X630A Enclosure Size 5 B5	41E13063A	52502
	SIRCOVER 4X630A Enclosure Size 5 B5	41E14063A	59985
1000	SIRCOVER 3X1000A Enclosure Size 6 B6	41E13100A	138611
	SIRCOVER 4X1000A Enclosure Size 6 B6	41E14100A	159249
1250	SIRCOVER 3X1250A Enclosure Size 7 B6	41E13120A	192602
	SIRCOVER 4X1250A Enclosure Size 7 B6	41E14120A	218074
1600	SIRCOVER 3X1600A Enclosure Size 7 B7	41E13160A	261163
	SIRCOVER 4X1600A Enclosure Size 7 B7	41E14160A	290986
2000	SIRCOVER 3X2000A Enclosure Size 8 B8	41E13200A	336879
	SIRCOVER 4X2000A Enclosure Size 8 B8	41E14200A	383614
2500	SIRCOVER 3X2500A Enclosure Size 8 B8	41E13250A	448099
	SIRCOVER 4X2500A Enclosure Size 8 B8	41E14250A	510353
3200	SIRCOVER 3X3200A Enclosure Size 8 B8	41E13320A	586360
	SIRCOVER 4X3200A Enclosure Size 8 B8	41E14320A	671521

CD - Compact Design  
 1) Please refer technical literature for exact technical characteristics  
 \* Phase Barrier & Shaft is not available in B2  
 # Rating 800A is also available in AC-33 category  
 \* Old Sircover from 125A-CD800A are available till stock last

SIRCOVER Extension Box

Suitable for Top or Bottom Assembly (Price is for 1 number of extension box)

Frame	Description	Reference	LP (₹)
63 - 125CD	S1 Extension Box Top or Bottom for S1 Enclosure 4P	41E10001A	2433
125 - 200	S2 Extension Box Top or Bottom for S2 Enclosure 3P	41E10002A	3572
	S2 Extension Box Top or Bottom for S2 Enclosure 4P		
250-315	S3 Extension Box Top or Bottom for S3 Enclosure 3P	41E10003A	3816
	S3 Extension Box Top or Bottom for S3 Enclosure 4P		
400	S4 Extension Box Top or Bottom for S4 Enclosure 3P	41E10004A	5618
	S4 Extension Box Top or Bottom for S4 Enclosure 4P		
500- 630	S5 Extension Box Top or Bottom for S5 Enclosure 3P	41E10005A	6316
630	S5 Extension Box Top or Bottom for S5 Enclosure 4P		
1000- 1250	S6 Extension Box Top or Bottom for S6 Enclosure 4P	41E10006A	13383
1600	S7 Extension Box Top or Bottom for S7 Enclosure 3P	41E10007A	42130
	S7 Extension Box Top or Bottom for S7 Enclosure 4P		
2000-3200	S8 Extension Box Top or Bottom for S8 Enclosure 3P	41E10008A	54230
	S8 Extension Box Top or Bottom for S8 Enclosure 4P		

# SIRCOVER

## Manual Transfer Switching Equipment

From 63A to 3200A

### SIRCOVER BYPASS

(Includes Switch, Interphase barrier, External Handle, Bridging Bars, Shaft 200mm)

Rating (A)	Description	Reference	LP (₹)
125	Sircover Bypass 125A 4+8P External operation	41K29013A	21815
160	Sircover Bypass 160A 4+8P External operation	41K29016A	24073
200	Sircover Bypass 200A 4+8P External operation	41K29019A	27348
250	Sircover Bypass 250A 4+8P External operation	41K29025A	39146
400	Sircover Bypass 400A 4+8P External operation	41K29039A	59429
500	Sircover Bypass 500A 4+8P External operation	41K29050A	70209
630	Sircover Bypass 630A 4+8P External operation	41K29063A	71640
800	Sircover Bypass 800A 4+8P External operation	41K29080A	166378
1000	Sircover Bypass 1000A 4+8P External operation	41K29100A	215885
1250	Sircover Bypass 1250A 4+8P External operation	41K29120A	261067
1600	Sircover Bypass 1600A 4+8P External operation	41K29160A	325955

### Retrofit Solutions

Rating (A)	Description	Reference	LP (₹)
125-200	Retro fit Kt 125A - 200A	41RT4020A	2560
250-315	Retro fit Kt 250A - 315A	41RT4031A	2952
630	Retro fit Kt 630A	41RT4063A	4267

\* for 400 A, please consult us.

\* above list price is only for retrofit kit, for switch prices please refer page no. 9

\* To replace Socomec old changeover (COS), use retrofit kit along with the NEW SIRCOVER with direct handle option

## SIRCOVER Accessories



Direct Handle



External Handle



Shaft



1st or 2nd Aux Contact

Frame	Description	Reference	LP (₹)
B2	SHO type Direct Handle Black I-O-II	42990002A	588
B3-B5	Direct Handle Black	41995012A	1182
B6*-B7*	Direct Handle Black	27997052A	3063
B8*	Direct Handle Black	27997012A	3710
B2**	SHO type IP42 Extended Handle Black I-O-II	42590002A	837
B3**-B5**	Extended Handle Interlock Black I-O-II	42590003A	853
B3-B5	S2 type IP55 Extended Handle Black/Blue I-O-II	14212113A	1882
-	External handle SIRCOVER Bypass for 250A - 630A	14333113A	3615
	External handle SIRCOVER Bypass for 1250A & 1600A	41997146A	21407
B6*-B7*	S4 type IP65 Extended Handle Black/Blue I-O-II	14433113A	4521
B8*	S5 type IP65 Extended Handle Black/Blue I-O-II	14538113A	18746
B3-B5	SHAFT 10X10-200MM S2	14001020A	572
B6*-B7*	SHAFT 15X12-200MM S4	14011520A	1330
B8*	SHAFT 15X15-200MM S5	27993015A	7197
B3-B5	SHAFT 10X10-320MM S2	14001032A	806
B6*-B7*	SHAFT 15X12-320MM S4	14011532A	1569
B8*	SHAFT 15X15-320MM S5	27993018A	7558
B2	1st or 2nd Aux Contact NO/NC PB/POS	42091030A	694
B3-B8	1st or 2nd Aux Contact NO/NC PB/POS	41090021A	726
B3	Interphase Barrier Standard for 3P (8 pcs)	29985036A	456
	Interphase Barrier Standard for 4P (12 pcs)	29985039A	615
B4	Interphase Barrier Standard for 4P (12 pcs)	29985029A	731
	Interphase Barrier Standard for 3P (8 pcs)	29985026A	546
B5	Interphase Barrier Standard for 4P (12 pcs)	29985019A	1092
	Interphase Barrier Standard for 3P (8 pcs)	29985016A	631

\* Double arms handle  
 \*\* for external operation of Kit 1, interlock kit can be used  
 \*\* for using Interlock kit in K2, direct handle to be ordered extra

# When **energy** matters



**ATyS:** a complete range of transfer switching equipment for every application from 25A to 6300A

**ATyS is remotely operated or fully automatic transfer switching equipment (TSE) assures the continuity of power to a load in a safe and reliable way.**

- **Wider range of ATyS products** for different applications. With or without dual power supply, ATS controller, Communication, Software and more.
- **Tested in full compliance** with IEC 60947-6-1 & IEC 60947-3.
- **Unique lateral movement design** with self cleaning contacts ensure high performance and power availability.
- **Wide band control voltage** 166 - 332 V for motor.
- **Self diagnostic watchdog relay** for the motor and controller.
- **3-positions (I-0-II) pad lockable** with 100% manual on-load transfer feasibility with operating handle.



Scan to know more

**socomec**  
Innovative Power Solutions



# ATyS a M

## Preset Automatic Transfer Switching Equipment

From 25A to 63A



ATyS a M

### Function

ATyS a M supports the automatic transfer between two power supply sources - and safe isolation - for any low voltage installation. The product includes an integrated pre-set controller which automatically transfers the power supply between the normal source (main transformer) and the emergency source (generating set or main transformer). They are intended for on-load operations, where a brief interruption of the load supply is acceptable during transition between sources (I-O-II).

### General characteristics

- Range from 25 to 63 A.
- Available in 4P.
- AC-33B utilisation category.4
- Automatic or manual operations.
- Padlocking facility.
- Optional Modbus communication.

### Advantages

#### Quick & easy commissioning

With an integrated and preset controller, configuration time is reduced to zero and the potential for human error is eliminated – making the commissioning process straightforward.

ATyS a M timers and thresholds are defined for the most relevant Main/Main and Main/GenSet applications, which means that source transfer is managed automatically.

#### Space saving

ATyS a M offers unrivalled flexibility for a seamless integration process, even in the most constrained enclosures and panels. Thanks to its modular design, mounting and cabling spaces are optimised to allow the use of more compact panels – which in turn reduces the total cost of ownership.

#### Proven reliability


ATyS a M has been designed and tested according to IEC 60947-6-1 and GB/T 14048.11, achieving performance of PC class – the most robust and reliable class, intended to preserve the transfer function for increased reliability and an improved return on investment. The AC-33B utilisation category confirms that the system is suitable for any type of load, including inductive loads such as motors.

### ATyS a M

Rating (A)	Description	Reference	LP (₹)
25	ATyS a M, 4 x 25A	93354002	On Request
32	ATyS a M, 4 x 32A	93354003	
40	ATyS a M, 4 x 40A	93354004	
63	ATyS a M, 4 x 63A	93354006	

# ATyS S - ATyS d S

Remotely operated transfer switching equipment  
From 40A to 125A



ATyS S - ATyS d S

### Function

ATyS S products are 4 pole remotely operated transfer switches with positive break indication. They enable the on-load transfer of two three-phase supplies via remote volt-free contacts, from either an external automatic controller, using pulse logic, or a switch.

They are intended for use in low voltage power supply systems where a brief interruption of the load supply is acceptable during transfer.

### Advantages

#### Extensive power supply range

The ATyS S is available in four supply versions, each with a broad range (+/-30%). The four versions are:

- 12 VDC power supply.
- 24/48 VDC power supply.
- 230 VAC single power supply.
- 2 x 230 VAC dual power supply.

#### Safety and reliability

ATyS S products use stable position technology, ensuring constant pressure on the contacts and preventing premature ageing. In addition, they do not require a power supply to maintain position, thus protecting their loads from voltage fluctuations.

#### Easy integration

ATyS S products can be easily installed inside enclosures. Their design, and in particular their compact size, enables integration within most 200 mm deep enclosures.

#### Simplified maintenance

Maintenance can be carried out easily under load, with manual operation still available. The control and motorisation section can be replaced simply by removing 4 screws, with no work required on the installation cabling.

#### ATyS d S: Dual power supply

In addition to the functions offered by the ATyS S, the ATyS d S incorporates supply redundancy without the need for additional wiring. This is obtained by integrating a double supply (2 independent supplies) directly within the product.

## ATyS S

(Includes Switch, Handle and Bridging bars)

Rating (A)	Description	Reference	LP (₹)
40	ATyS S 4 x 40 A 230Vac	95034004SL	28798
	ATyS S 4 x 40 A 12Vdc	95054004SL	28798
	ATyS S 4 x 40 A 24/48Vdc	95064004SL	28798
63	ATyS S 4 x 63 A 230Vac	95034006SL	30407
	ATyS S 4 x 63 A 12Vdc	95054006SL	30110
	ATyS S 4 x 63 A 24/48Vdc	95064006SL	30110
80	ATyS S 4 x 80 A 230Vac	95034008SL	32724
	ATyS S 4 x 80 A 12Vdc	95054008SL	32724
	ATyS S 4 x 80 A 24/48Vdc	95064008SL	32724
100	ATyS S 4 x 100 A 230Vac	95034010SL	37006
	ATyS S 4 x 100 A 12Vdc	95054010SL	36644
	ATyS S 4 x 100 A 24/48Vdc	95064010SL	36644
125	ATyS S 4 x 125 A 230Vac	95034012SL	39652
	ATyS S 4 x 125 A 12Vdc	95054012SL	39269
	ATyS S 4 x 125 A 24/48Vdc	95064012SL	39269

ATyS d S

(Includes Switch, Handle, Bridging bars and Dual Power Supply)

Rating (A)	Description	Reference	LP (₹)
40	ATyS Sd 4 x 40 A 230Vac x2	95134004SL	31963
63	ATyS Sd 4 x 63 A 230Vac x2	95134006SL	33415
80	ATyS Sd 4 x 80 A 230Vac x2	95134008SL	36326
100	ATyS Sd 4 x 100 A 230Vac x2	95134010SL	40678
125	ATyS Sd 4 x 125 A 230Vac x2	95134012SL	43589



# ATyS *t* M & ATyS *g* M

## Automatic Transfer Switching Equipment

From 40A to 160A



**Function**

ATyS *t* M and ATyS *g* M are modular automatic transfer switches with positive break indication. ATyS *t* M are 4 pole (three-phase) devices and ATyS *g* M are 2 or 4 pole (single or three-phase) devices.

They have all the functions of the ATyS *d* M together with an integrated controller, giving them automatic features dedicated to mains/mains (ATyS *t* M) and mains/genset (ATyS *g* M) applications. They are intended for use in low voltage power supply systems where a brief interruption of the load supply is acceptable during transfer.

### Advantages

**Quick start**

ATyS *t* M and *g* M transfer switches offer significant time saving during commissioning (the process takes 2 to 3 minutes). Thanks to the design that allows commissioning through just one potentiometer (4 on the ATyS *g* M) and four DIP switches, a screwdriver is all that is required to configure the parameters.

**ATyS *g* M: dedicated to mains/genset applications**

In addition to its single-phase and three-phase voltage & frequency monitoring for both incoming sources, the product's integrated controller also features functions that are specific to mains/genset applications (genset control, test on load, etc.).

**ATyS *t* M: dedicated to three-phase mains/mains applications**

The ATyS *t* M integrated controller has been designed to provide all the functions necessary for these applications (operation with or without priority, preferred source selection) together with the monitoring of the voltage and frequency of both sources for three-phase networks.

**Secure programming**

To ensure that the correct configuration is maintained an optional sealable cover can be fitted in order to avoid any unintentional modifications to the programming.

### ATyS *t* M

Rating (A)	Description	Reference	LP (₹)
40	ATyS <i>t</i> M 4 x 40 A 230Vac	93444004G	53087
63	ATyS <i>t</i> M 4 x 63 A 230Vac	93444006G	56614
80	ATyS <i>t</i> M 4 x 80A 230Vac	93444008G	59632
100	ATyS <i>t</i> M 4 x 100 A 230Vac	93444010G	61144
125	ATyS <i>t</i> M 4 x 125 A 230Vac	93444012G	67559
160	ATyS <i>t</i> M 4 x 160 A 230Vac	93444016G	82285

### ATyS *g* M

Rating (A)	Description	Reference	LP (₹)
40	ATyS <i>g</i> M 4 x 40 A 230Vac	93544004G	On Request
63	ATyS <i>g</i> M 4 x 63 A 230Vac	93544006G	
80	ATyS <i>g</i> M 4 x 80A 230Vac	93544008G	
100	ATyS <i>g</i> M 4 x 100 A 230Vac	93544010G	
125	ATyS <i>g</i> M 4 x 125 A 230Vac	93544012G	
160	ATyS <i>g</i> M 4 x 160 A 230Vac	93544016G	

\* Please consult us, for 2Pole ATyS M  
\* Bridging bars available as optional



# ATyS p M

## Automatic Transfer Switching Equipment

From 40A to 160A



**Function**

ATyS p M are single-phase or three-phase modular automatic transfer switches with positive break indication. Functions include ATyS t M and ATyS g M capability, with additional programmable parameters and a tripping function. A product model with communication is available.

They are intended for use in low voltage power supply systems where a brief interruption of the load supply is acceptable during transfer.

**Advantages**

**Flexible programming**

ATyS p M time delays and inputs/outputs are completely configurable, hence enabling the easy monitoring of specific applications (load shedding, test...) and the definition of an operating cycle specifically adapted to your application.

**Trip function**

ATyS p M features a function for returning to the 0 position in case of the loss of both power supply sources (tripping). This protects the load from issues due to source instability.

**Communication and configuration**

A specific version of ATyS p M is available with integrated Modbus communication. This gives acces to most product data (status, voltages, frequencies...). A user friendly configuration software is also available free (Easyconfig) to configure, view and save all the parameters in the ATyS p M.

**Remote control interface**

Specifically designed for installations where the product is enclosed, the remote interface displays product status on the front panel (D10) or displays and controls with access to programming (D20).


ATyS p M

Rating (A)	Description	Reference	LP (₹)
40	ATyS p M 4 x 40 A 230Vac	93644004G	On Request
	ATyS p M 4 x 40 A 230Vac + Com	93844004G	
63	ATyS p M 4 x 63 A 230Vac	93644006G	
	ATyS p M 4 x 63 A 230Vac + Com	93844006G	
80	ATyS p M 4 x 80 A 230Vac	93644008G	
	ATyS p M 4 x 80 A 230Vac + Com	93844008G	
100	ATyS p M 4 x 100 A 230Vac	93644010G	
	ATyS p M 4 x 100 A 230Vac + Com	93844010G	
125	ATyS p M 4 x 125 A 230Vac	93644012G	
	ATyS p M 4 x 125 A 230Vac + Com	93844012G	
160	ATyS p M 4 x 160 A 230Vac	93644016G	
	ATyS p M 4 x 160 A 230Vac + Com	93844016G	

ATyS *r*

Remotely operated Transfer Switching Equipment

From 125A to 3200A



ATyS r

Function

ATyS r are 3 or 4 pole remotely operated motorised transfer switches with positive break indication. They enable the on-load transfer of two three-phase power supplies via remote volt-free contacts, from either an external automatic controller, using pulse logic, or a switch.

They are intended for use in low voltage power systems where interruption of the load supply is acceptable during transfer.

Advantages

Watchdog relay to check product availability

ATyS r products are equipped with a Watchdog relay which constantly monitors your product, thereby securing the installation. This relay informs in real time the user of the product's availability, i.e. whether it is operational and ready for source switching.

Integrated auxiliary contacts

As part of the product monitoring function, the ATyS r enable the transmission of information relating to their position. This is possible thanks to the standard integration of an auxiliary contact for each position.

Extended power supply range

ATyS r products offer greater availability thanks to their extensive power supply range of 208 to 277 VAC ± 20%.

Even more robust

The updated design includes metal mounting legs across the entire ATyS range, improving the overall robustness of the switches. It also allows an easier and trouble-free mounting of the switches on a back plate with preassembled screws.

ATyS r

Rating (A)	Description	Reference	LP (₹)
125	ATyS r 4 x 125 A F with bridging bars	95234012SL	73958
160	ATyS r 4 x 160 A F with bridging bars	95234016SL	75854
200	ATyS r 4 x 200 A F with bridging bars	95234020SL	77663
250	ATyS r 4 x 250 A F with bridging bars	95234025SL	96892
315	ATyS r 4 x 315 A F with bridging bars	95234031SL	98388
400	ATyS r 4 x 400 A F with bridging bars	95234040SL	122423
500	ATyS r 4 x 500 A F with bridging bars	95234050SL	131436
630	ATyS r 4 x 630 A F with bridging bars	95234063SL	155471
800	ATyS r 4 x 800 A F with bridging bars	95234080SL	212080
1000	ATyS r 4 x 1000 A F with bridging bars	95234100SL	265777
1250	ATyS r 4 x 1250 A F with bridging bars	95234120SL	329686
1600	ATyS r 4 x 1600 A F with bridging bars	95234160SL	409180
2000	ATyS r 4 x 2000 A F	95234200G	597505
2500	ATyS r 4 x 2500 A F	95234250G	660415
3200	ATyS r 4 x 3200 A F	95234320G	849047

# ATyS d H

Remotely operated Transfer Switching Equipment

From 4000A to 6300A



**Function**

The ATyS d H is a three-phase transfer switch, 3 and 4 poles, designed for low voltage high power applications that require high-performance and fast reliable switching. The open transition transfer is performed on-load in line with IEC 60947-6-1 and GB/T 14048-11 standards (Class PC) with minimal power supply interruption to the load during transfer.

The ATyS d H is remote transfer switching equipment (RTSE) with an integrated dual power supply (DPS) that accepts remote orders through volt-free contacts.

**Advantages**

**Ready for installation in the enclosure of your choice**

The ATyS d H has been designed to facilitate installation. It is composed of two switches that are mounted one above the other with easily accessible power connections located at the rear. Furthermore the ATyS d H does not need any external bridging bars as the load side is connected within the product. This enables to save time during installation.

**Safe on-load transfer: I-0-II**

The ATyS d H includes two mechanically interlocked switches to ensure fast switching whilst providing a neutral (Off - 0) position. This ensures that the main and alternative power supplies do not overlap.

**High-performance switching**

The ATyS d H offers high withstand short circuit current ratings of 143 kA lcm (making) and 65 kA for 0.1sec lcw (withstand). Further to its high short circuit withstand, the ATyS d H performance in terms of load switching capacity is AC-33iB (6 x In cos Ø 0.5) without derating.

ATyS d H

Rating (A)	Description	Reference	LP (₹)
4000	ATyS d H 3x4000A Fixed	95333400G	On Request
	ATyS d H 4x4000A Fixed	95334400G	
5000	ATyS d H 3x5000A Fixed	95333500G	
	ATyS d H 4x5000A Fixed	95334500G	
6300	ATyS d H 3x6300A Fixed	95333630G	
	ATyS d H 4x6300A Fixed	95334630G	

# ATyS A - ATyS C

Automatic Transfer Switching Equipment

From 125A to 3200A



### Function

ATyS A and ATyS C are 4 pole automatic transfer switches, with positive break indication. They incorporate the functions intended for mains/mains applications and mains/genset applications.

In automatic mode they enable the monitoring of, and the on-load changeover between, two power supply sources, in accordance with the parameters configured via DIP switches.

### General characteristics

- Main/Main or Main/Genset networks.
- ATS with 3 stable positions : I-O-II.
- Built-in mechanical interlock.
- RS485 Modbus communication with ATyS C.
- Door or DIN rail mounted controller.

### Advantages

#### Rapid commissioning

Voltage tapping and cable harness are supplied in a single package with motorised transfer switch and ATS controller. ATyS A and C switches offer significant time saving during commissioning (process takes 2 to 3 minutes). Owing to the design that allows commissioning through eight DIP switches, a screwdriver is all that is required.

#### Easy to use

The integrated design of the TSE offers an easy door mounting possibility of the ATS controller with the help of wire harness. Whilst providing an IP4x protection degree it enables an access to source availability and switch position visual information, as well as to the manual remote controls option.

#### Watchdog relay to check product availability

ATyS A and ATyS C products are equipped with a Watchdog relay which constantly monitors your product, thereby securing the installation.

This relay informs in real time the product's availability to the user, i.e. whether it is operational and ready for source switching.operation.

### ATyS A

Rating (A)	Description	Reference	LP (₹)
125	ATyS A 4 x 125A	95154012SL	104657
160	ATyS A 4 x 160A	95154016SL	106591
200	ATyS A 4 x 200A	95154020SL	108432
250	ATyS A 4 x 250A	95154025SL	128039
315	ATyS A 4 x 315A	95154031SL	129573
400	ATyS A 4 x 400A	95154040SL	154089
500	ATyS A 4 x 500A	95154050SL	163285
630	ATyS A 4 x 630A	95154063SL	187790
800	ATyS A 4 x 800A	95154080SL	245830
1000	ATyS A 4 x 1000A	95154100SL	298723
1250	ATyS A 4 x 1250A	95154120SL	363258
1600	ATyS A 4 x 1600A	95154160SL	443545
2000	ATyS A 4 x 2000A	95154200G	633728
2500	ATyS A 4 x 2500A	95154250G	694618
3200	ATyS A 4 x 3200A	95154320G	887765



ATyS C

Rating (A)	Description	Reference	LP (₹)
125	ATyS C 4 x 125A	95254012SL	On Request
160	ATyS C 4 x 160A	95254016SL	
200	ATyS C 4 x 200A	95254020SL	
250	ATyS C 4 x 250A	95254025SL	
315	ATyS C 4 x 315A	95254031SL	
400	ATyS C 4 x 400A	95254040SL	
500	ATyS C 4 x 500A	95254050SL	
630	ATyS C 4 x 630A	95254063SL	
800	ATyS C 4 x 800A	95254080SL	
1000	ATyS C 4 x 1000A	95254100SL	
1250	ATyS C 4 x 1250A	95254120SL	
1600	ATyS C 4 x 1600A	95254160SL	
2000	ATyS C 4 x 2000A	95254200G	
2500	ATyS C 4 x 2500A	95254250G	
3200	ATyS C 4 x 3200A	95254320G	

Please contact us for 3 pole ATyS range.

ATyS *p*

Automatic Transfer Switching Equipment

From 125A to 3200A



Function

ATyS p are 3 or 4 pole automatic transfer switches with positive break indication. They incorporate all the functions offered by the ATyS t and g, as well as functions designed for power management and communication.

In automatic mode they enable the monitoring of, and the on-load changeover between, two power supply sources, in accordance with the parameters configured through LCD display, or via communication.

They are intended for use in low voltage power supply systems where a brief interruption of the load supply is acceptable during transfer.

Advantages

Recording of events

ATyS p switches enable effective monitoring of your installation thanks to timestamped event recording.

Events can be retrieved and read via communication.

Optional communication modules

The ATyS p offers communication functions through the addition of optional modules, such as the RS485 Modbus or Ethernet with embedded Webserver.

Configuration software

Software (Easyconfig) is available enabling the ATyS p parameters to be easily configured and the existing configuration to be saved and sent to other units ..

Power measurements

ATyS p products are particularly suited to energy management and monitoring.

In addition to their integrated power and energy measurement functions (with a 2% accuracy level), programmable inputs/outputs can be utilised to control load shedding based on a load level or tariff.

ATyS p

Rating (A)	Description	Reference	LP (₹)
125	ATyS p 4 x 125 A F with bridging bars & voltage sensing kit	95734012SLVR	On Request
160	ATyS p 4 x 160 A F with bridging bars & voltage sensing kit	95734016SLVR	
200	ATyS p 4 x 200 A F with bridging bars & voltage sensing kit	95734020SLVR	
250	ATyS p 4 x 250 A F with bridging bars & voltage sensing kit	95734025SLVR	
315	ATyS p 4 x 315 A F with bridging bars & voltage sensing kit	95734031SLVR	
400	ATyS p 4 x 400 A F with bridging bars & voltage sensing kit	95734040SLVR	
500	ATyS p 4 x 500 A F with bridging bars & voltage sensing kit	95734050SLVR	
630	ATyS p 4 x 630 A F with bridging bars & voltage sensing kit	95734063SLVR	
800	ATyS p 4 x 800 A F with bridging bars & voltage sensing kit	95734080SLVR	
1000	ATyS p 4 x 1000 A F with bridging bars & voltage sensing kit	95734100SLVR	
1250	ATyS p 4 x 1250 A F with bridging bars & voltage sensing kit	95734120SLVR	
1600	ATyS p 4 x 1600 A F with bridging bars & voltage sensing kit	95734160SLVR	
2000	ATyS p 4 x 2000 A F with voltage sensing kit	95734200VR	
2500	ATyS p 4 x 2500 A F with voltage sensing kit	95734250VR	
3200	ATyS p 4 x 3200 A F with voltage sensing kit	95734320VR	

ATyS p: optional RS485 & Ethernet module

# When **energy** matters



## **Enclosed ATyS**

Ranging from 40A - 800A

## The choice of OEM and end users

- All-in-one solution, avoiding assembly issues
- Mechanical interlock providing isolation between sources
- Padlocking for safe maintenance operation
- Fire input Alarms and Genset Start/Stop
- Continuous product availability information
- Manual operation possible under load



Scan to know more



# Enclosed ATyS

## Automatic Transfer Switching Equipment

40A to 800A



Enclosed ATSE

### Function

Socomec ATyS enclosures are outfitted with high-quality motorized and automatic changeover switches. These switches continuously monitor the condition of your low voltage power sources, such as mains and backup generators, ensuring a seamless and automated transition between power sources whenever there is a disruption or voltage fluctuation.

ATyS enclosures are built for high-quality performance, quick installation, low-maintenance, and adaptability to meet diverse power requirements.

### Advantages

#### Quick and Hassle-Free Installation:

Efficient and timely installation is made possible with factory-fitted bridging bars and aluminium-compatible power terminals, simplifying the process of setting up the cabinet. Additionally, the ATyS controller comes pre-wired in-house, saving you valuable time during installation.

#### Fast Commissioning & Testing

The ATyS controller boasts 8 dip-switches, enabling swift commissioning, even offline. Essential functions such as remote position control, mode selection, lamp test, and genset test on load are easily accessible on the front of the product, ensuring quick and effortless operation.

#### Low-Maintenance for Optimal Performance:

Our ATyS models feature self-cleaning contacts, reducing the need for frequent maintenance. Enjoy a hassle-free experience and peace of mind knowing that your automatic transfer switch enclosure is designed for long-lasting performance.

#### Highly Adaptable to Your Needs

To meet various power demands, the ATyS automatic enclosed changeover switches family offers a wide range of ratings. This adaptability ensures that our products are better suited to cater to the unique requirements of your critical applications.

### Enclosed ATyS

Rating (A)	Description	Reference	LP (₹)
40	Enclosed ATS, 4P, 40A with C25 Controller	87154004	78451
63	Enclosed ATS, 4P, 63A with C25 Controller	87154006	79969
80	Enclosed ATS, 4P, 80A with C25 Controller	87154008	82156
100	Enclosed ATS, 4P, 100A with C25 Controller	87154010	86195
125	Enclosed ATS, 4P, 125A with C25 Controller	87154012	88690
160	Enclosed ATS, 4P, 160A with C25 Controller	87154016	115117
200	Enclosed ATS, 4P, 200A with C25 Controller	87154020	116824
250	Enclosed ATS, 4P, 250A with C25 Controller	87154025	136404
315	Enclosed ATS, 4P, 315A with C25 Controller	87154031	142501
400	Enclosed ATS, 4P, 400A with C25 Controller	87154040	165175
630	Enclosed ATS, 4P, 630A with C25 Controller	87154063	192953
800	Enclosed ATS, 4P, 800A with C25 Controller	87154080	295110



# ATyS A15

ATS Controller

entry-level functionalities



ATyS A15

### Advantages

#### Flexible space saving

The ATyS A 15 controller can be mounted on either a DIN rail or to the panel door, offering flexibility and optimising space.

#### Cost-effective

The ATyS A15 has an integrated DPS, for supplying the motorisation of the switch, and can be door mounted, therefore there's no need for an external DPS or display, reducing installation time and costs.

### Function

ATyS A15 is an entry level ATSE controller without communications. It can be used to pilot a remotely operated transfer switch, such as ATyS r, ATyS S and ATyS d M, as well as contactors. ATyS A 15 ensure the automatic or remotely controlled transfer from one source to another with fixed timers and thresholds.

### General characteristics

- Self-powered from sensing.
- Wide voltage range (184-300 VAC).
- 24 voe aux power supply (for optional use).
- Main/Main or Main/Genset networks.
- Fixed 1/0.
- Phase rotation checking.
- Door or DIN rail mounting.

### Fast commissioning & testing

- 8 dip-switches allow very fast commissioning, even offline.
- All main functions such as remote position control, mode selection, lamp test and genset test on load are available on the front of the product allowing quick and easy operation.

## ATyS A15

Reference	Description	LP (₹)
16000015	A15 Controller	24791

# ATyS C25

ATS Controller

entry-level functionalities



ATyS C25

### Advantages

#### Flexible space saving

The ATyS C25 controller can be mounted on either a DIN rail or to the panel door, offering flexibility and optimising space.

#### Cost-effective

The ATyS C25 has an integrated DPS, for supplying the motorisation of the switch, and can be door mounted, therefore there's no need for an external DPS or display, reducing installation time and costs.

### Function

ATyS C25 is an entry level ATSE controller with communications. It can be used to pilot a remotely operated transfer switch, such as ATyS r, ATyS S and ATyS d M, as well as contactors type transfer switches, for circuit breaker type transfer switches see ATyS C55 and ATyS C65. ATyS C25 ensure the automatic or remotely controlled transfer from one source to another with fixed timers and thresholds.

### General characteristics

- Self-powered from sensing.
- Voltage supply range (184 - 300 VAC).
- DC aux power supply (for optional use).
- Main/Main or Main/Genset networks.
- Fixed I/Os.
- RS485 Modbus communication.
- Voltage sensing on all phases.
- Three-phase + Neutral & Single-phase + Neutral networks.
- Phase rotation checking.
- Door or DIN rail mounting.

### Fast commissioning & testing

- 8 dip-switches allow very fast commissioning, even offline.
- All main functions such as remote position control, mode selection, lamp test and genset test on load are available on the front of the product allowing quick and easy operation.
- Remote product information is available through RS485 Modbus communication.

### ATyS C25

Reference	Description	LP (₹)
16000025	C25 Controller	On Request

# ATyS C55

ATS Controller  
mid-level functionalities



ATyS C55

### Advantages

#### Fast commissioning

On initial power up, the ATyS C55's smart wizard will guide the operator through the commissioning process.

#### Versatile

The ATyS C55 is compatible with contactors, breakers and switches. It can also work for all type of 2-source applications combining mains and gensets.

### Function

ATyS C55 is a complete ATSE controller that can be used to pilot a remotely operated transfer switch of any technology: motorised switches (e.g. ATyS r, ATyS Sor ATyS d M), circuit breakers or contactors. ATyS C55 ensure the automatic or remotely controlled transfer from one source to another, with configurable timers and thresholds, for any combination of sources: 2 transformers, 1 transformer and 1 genset or 2 gensets.

### General characteristics

- Self-powered from sensing.
- Wide voltage range (88-576VAC).
- 24 VDC aux power supply (for optional use).
- 2 latching relays.
- Smart commissioning wizard.
- IP65 degree of protection with gasket (accessory).
- 1000 Alarms and Events.
- 6 fully configurable I/O.
- Genset scheduler.
- Door or back plate mounting.

### Fast commissioning & testing

- High-resolution LCD screen with clear defined messages.
- Real-time pop-ups to show timers, alarms, faults and information alerts.
- Quick and easy access to main functions through the front face with direct key input.
- Complete configuration can be achieved through the front face or via software (EasyConfig).

### ATyS C55

Reference	Description	LP (₹)
16000055	C55 Controler	On Request

# ATyS C65

ATS Controller  
advanced functionalities



ATyS C65

### Function

ATyS C65 is an advanced ATSE controller offering all the functions of the ATyS C55 with the addition of current, power & energy monitoring, increased I/O capacity and functions, load shedding, lift control function, energy backup, increased number of events and alarms (measurement and combination alarms) and DIRIS Digiware module compatibility.

### General characteristics

- Self-powered from sensing.
- Wide voltage range (88 - 576 VAC).
- 24 VDC aux power supply (for optional use).
- 2 latching relays.
- Digiware 10-10: I/O extension up to 30 inputs and 18 outputs.
- Power & Energy metering with /1 A or /5 A current transformers.
- Energy backup.
- IP65 degree of protection (panel gasket included).
- 3000 Alarms and Events.

### Advantages

#### Fast commissioning

On initial power up, the ATyS C65's smart wizard will guide the operator through the commissioning process.

#### User customisable

Front face LEDs, Load shedding, Genset schedulers and the lift control signal are just a few of the many customisable features available on ATyS C65.

#### Fast commissioning & testing

- The high-resolution LCD screen provides several dashboards enabling easy monitoring of all parameters, including power and energy consumption of the loads.
- The integrated energy backup provides transitional power to the product enabling status indication (switch position, timer status, fault notifications) and communication to remain active with no supply present.
- Quick and easy access to main functions through the front face with direct key input.
- Complete configuration can be achieved through the front face or via software (EasyConfig).

### ATyS C65

Reference	Description	LP (₹)
16000065	C65 Controller	On Request



ATyS Accessories



Reference	Description	LP (₹)
93240001	Shorting Links for ATyS a M	On Request
93240002	Shroud, 4P for ATyS a M	
93350001	RS 485 module for ATyS a M	
93350002	Fire Input module for ATyS a M	
93350003	Genset start module for ATyS a M	
95992010G	HMI ATyS D10	9374
95992020G	HMI ATyS D20	10552
13094006G	Bridging bars 40A - 125A for ATyS M	5362
13094016G	Bridging bars 160A for ATyS M	10319
13994006G	Voltage sensing kit for ATyS M	4412
13091001G	Aux contact for ATyS a M and ATyS M (range from 25A – 160A)	5265
22944016G	Terminal Shrouds for ATyS M	1042
48250204G	Ethernet Module with RS 485	46510
48250203G	Ethernet Module	24424
48250092G	RS 485 Modbus Communication	6064
15992001G	2 Inputs/ Output modules	10940
15994001G	Dual Power Supply	17469

# Optimise your energy performance with Socomec

## Metering

Measurement and monitoring multi-circuit system  
**DIRIS Digiware**



Single & Three phase energy meters  
**COUNTIS M & E**



## Measure

Measurement and monitoring multi-circuit system  
**DIRIS Digiware**



**DIRIS A**



Digital Multifunction Power meter  
**MULTIS M-18**



Electrical network analyser  
**DIRIS Q800**



## Centralise/ Monitor/ Analyse

Communication gateway  
**DIRIS M & D**



Energy management software  
**WEBVIEW**



Discover the video



Discover the video



Discover the video



**DIRIS Digiware BCM**

Multi-circuit current acquisition module  
with integrated sensors

The DIRIS Digiware BCM allows  
the monitoring of all types of power  
distribution units (PDUs).

- 3x quicker to install than standard solutions
- 2x quicker to configure than standard solutions
- Minimal footprint
- Maximum reliability



Scan to know more



# COUNTIS E

Active Energy Meters  
from 40A to 6000A



Countis E Series

### COUNTIS E0x

#### Function

The COUNTIS E0x is a modular energy meter displaying energies (kWh and kVAh) and other measurements directly on its backlit LCD display, allowing direct connection up to 40 A. COUNTIS E02, E04 and E06 are also MIDcertified.

### COUNTIS E1x

#### Function

The COUNTIS E1x is a modular energy meter displaying the energies (kWh, kVAh and kVA) and other measurements directly on its backlit LCD display. It is designed for singlephase load metering and is used for direct connections of up to 80 A.

### COUNTIS E2x

#### Function

The COUNTIS E2x is a modular energy meter displaying the energies (kWh, kVAh and kVA) and other measurements directly on its backlit LCD display. It is designed for three-phase networks and allows a direct connection of up to 80 A.

### COUNTIS E3x

#### Function

The COUNTIS E3x is a modular energy meter displaying the energy and power consumed (kWh and kW) directly on its backlit LCD display. It is designed for threephase load metering and is used for direct connections of up to 100 A. COUNTIS E32, E34 and E36 are MID certified.

### COUNTIS E4x

#### Function

The COUNTIS E4x is a modular electrical energy meter displaying the energies (kWh, kVAh and kVA) and other measurements directly on its backlit LCD display. It is designed for three-phase load metering with connection via CT and is suitable for applications of up to 12000 A. COUNTIS E42, E44, E46 and E48 are MID certified.

### COUNTIS E4x

#### Function

The COUNTIS ECix is a multifluid pulse concentrator which communicates via an RS485 link using MODBUS protocol. It enables pulses from water, gas, compressed air, electricity meters and, for the COUNTIS ECi3, the output of analogue sensors (light, temperature, wind etc.) to be registered and stored. All data, ie. total and partial meters and load curves (available for all logical and analogue inputs) can be centralised via RS485 communication using MODBUS protocol.

## COUNTIS E

Reference	Description	LP (₹)
48503058G	COUNTIS E00 1PH,Direct 40A,Active Energy Meter,1 Module width(18 mm) with vertical LCD display	7939
48503039G	COUNTIS E03 1PH,Direct 40A,Active Energy Meter,1 Module width(18 mm) with vertical LCD display with MODBUS	10415
48503043G	COUNTIS E13 1PH Direct 80A,Dual tariff, Active Energy Meter with MODBUS	24619
48503047G	COUNTIS E17 1PH Direct 80A,Dual tariff, Active Energy Meter with Ethernet	41112
48503062G	COUNTIS E21 3PH Direct 80A Dual tariff, Active Energy Meter with pulse output	18799
48503050G	COUNTIS E23 3PH Direct 80A,Dual tariff, Active Energy Meter with MODBUS	32834
48503054G	COUNTIS E27 3PH Direct 80A,Dual tariff, Active Energy Meter with Ethernet	55390
48503005G	COUNTIS E30 3PH Direct 100A,Active Energy Meter with pulse output	22408
48503006G	COUNTIS E31 3PH Direct 100A Dual tariff, Active Energy Meter with pulse output	22811
48503012G	COUNTIS E33 3PH Direct 100A,Dual tariff, Active Energy Meter with MODBUS	35436
48503063G	COUNTIS E41 3PH Dual Tariff Active Energy Meter via CT/5A upto 6000 A	17220
48503065G	COUNTIS E43 Dual Tariff Active Energy Meter via CT/5A upto 6000 A & with RS485	30931
48530000G	COUNTIS ECi2 Multi-Utility Pulse concentrator With upto 7 Insulated Logical inputs	33046
48530001G	COUNTIS ECi3 Multi-Utility Pulse concentrator With upto 7 Insulated Logical inputs+ 2 Analog inputs	38001



# COUNTIS M

## Energy Meters

Single-phase - direct 45A & 100A



Countis M Series

### Overview

SOCOMEK COUNTIS M03 & M13 are energy meters designed for single-phase metering direct connection for 45 A & 100 A mounted on a standard DIN rail. It supports RS485 communication and is suited for domestic and commercial power distribution systems.

### Functions

COUNTIS single phase meter is a modular electrical energy meter which can display active energy(kWh) and other data on LCD screen.

The meter is intended to record single-phase load energy, with direct connection of 45 A & 100 A. The product ensures superior measurement accuracy of 1% even at low currents.

### Customer benefits

- Reduction of energy costs by tracking the consumption pattern through multiple electrical parameters in one device.
- Avoid frequent site visits. Countis M series with RS485 & pulse output will enable you to configure & monitor remotely your installation.
- The meter can calculate active power demand and maximum demand value.
- Multi-parameter monitoring: I, V, P, Q, S and PF, etc.
- 2 channels of pulse output (the first can be set)

## COUNTIS M

Reference	Description	LP (₹)
48C03018G	M03 1phase 45A direct - with Modbus communication via RS485; I,V,P,Q,S ,PF & 2Pulse Output CI:1.0	7743
48C03019G	M13 1Phase 100 A direct - with MODBUS communication via RS485; I,V,P,Q,S ,PF & 2Pulse Output CI:1.0	7955
48C03020G	M33 3Phase 100 A direct - with MODBUS communication via RS485; I,V,P,Q,S,PF, load curves and THD & 2 Pulse Output CI:1.0	12201
48C03021G	M43 3Pahse CT 5A input with RS485 MOSBUS communication; I,V,P,Q,S ,PF,load cuves and THD & 2 Pulse Output CI:0.5	13526

# MULTIS M-18

## Digital Multifunction Power Meter

three phases - via CT up to 9999A dimensions 96 \* 96 mm



Multis M-18

**Functions**

The MULTIS M-18 is a panel mounted digital meter displaying multi-measurement and energy values directly on its large backlit LCD display.

It is designed for utilisation on three-phase or single-phase networks with connection via CT and is suitable for applications of up to 9999A. The product can be configured by the user via the keypad and the display.

Advantages

Easy to use

Thanks to its large backlit LCD display and its multiple viewing screens with irect pushbutton access, MULTIS M-18 provide clear readings and are easy to use. They directly display a number of multi-measurement and metering values.

Advanced functionalities

The MULTIS M-18 offers input/output functions as standard and has a RS485 MODBUS communication output.

MULTIS M-18

Reference	Description	LP (₹)
192J9060	Multis M-18, class 0.5s, LCD screen, U, V, I, F, P, Q, S, PF, KWH, KVARH, THD V & I, Min Max values, Imp Exp, with RS 485	9879

# DIRIS A-10

Multifunction meters - PMD

measuring and monitoring - modular format



DIRIS A-10

### Functions

The DIRIS A-10 is a modular multifunction meter for measuring electrical values in low voltage networks with connection to current transformers.

It allows all electrical parameters to be displayed and utilised for communication and/or output functions.

### General characteristics

- Backlit LCD display.
- Direct access key for currents (instant and maximum), current THD and test function.
- Direct access key for voltages, frequency and voltage THD.
- Direct access key for active, reactive and apparent power (instantaneous and max. values) and power factor.
- Direct access key for energies.
- Pushbutton for hour meter, temperature and programming menu access.
- Metrological LED.

### Advantages

#### Easy to use

Five direct access pushbuttons enable all measurements to be clearly viewed on its backlit LCD display.

#### Integrated temperature sensor

It allows variations in temperature to be detected.

#### Detects wiring errors

An integrated test function can be utilised to detect incorrect wiring and to automatically correct CT installation errors.

#### Compliant with IEC 61557-12

IEC 61557-12 is a high-level standard for all PMDs (Performance Monitoring Devices) that are designed to measure and monitor electrical parameters in distribution networks.

Compliance with IEC 61557-12 ensures a high level of equipment performance, in terms of metrology, and the mechanical and environmental aspects (EMC, temperature, etc.).

## DIRIS A-10

Reference	Description	LP (₹)
48250400G	DIRIS A10 W/O RS485,class 0.5s, V, I, F, P, Q, S, PF, kWh, kVARh, THDi & V, Dual source	17946
48250401G	DIRIS A10 With RS485,class 0.5s, V, I, F, P, Q, S, PF, kWh, kVARh, THDi & V, Dual source	21725

# DIRIS A-20

Multifunction meters - PMD  
measurement and monitoring - door mounting



DIRIS A-20

### Advantages

#### User-friendly operation

With its large backlit multiple-display screen with 4 hot keys, the DIRIS A-20 is easy to use.

#### Compliant with IEC 61557-12

Reference standard for PMDs (Performance metering & monitoring devices), IEC 61557-12 guarantees performance levels and satisfactory performance from the PMDs under the environmental conditions typical of industrial and tertiary applications.

#### Detects wiring errors

The DIRIS A-20 is equipped with an error correction function for CT connection.

### Functions

DIRIS A-20 units are performance metering and monitoring devices that provide the user with all of the measurements needed to complete energy efficient projects successfully and to provide assured monitoring of electrical distribution.

All of this information can be used and analysed remotely with the help of energy efficiency software programs.

### General characteristics

- Backlit LCD display
- Pushbutton for currents (instantaneous and maximum), THD currents and the connection correction function.
- Pushbutton for voltages, frequency and THD voltages.
- Pushbutton for power (instantaneous and maximum), active, reactive and effective, power factor.
- Pushbutton for energy sources and timer counter.

### Customisable

Additional communication and input/output modules can extend the basic functional scope of this product. Equipped with additional modules, the DIRIS A-20 can provide the user with flexibility and expandability throughout the service life of the product.

## DIRIS A-20

Reference	Description	LP (₹)
48250402G	DIRIS A20,class 0.5s, V, I, F, P, Q, S, PF, kWh, kVARh, max kW, kVA, kVAR, THDi & V up to 50th row	18948



# DIRIS A-30/A41/A60

## Energy Meters

Single-phase - direct 45A & 100A



DIRIS A-30

### Functions

The DIRIS A-30 and A-41 are power monitoring devices that provide the user with all of the measurements needed to complete energy efficiency projects and to assure the monitoring of electrical distribution.

All the information can be used and analysed remotely using energy efficiency software packages.

### General characteristics

- Backlit LCD display
- Pushbutton for currents and for connection correction function
- Pushbutton for voltages and frequency..
- Pushbutton for active, reactive and effective powers and for power factor.
- Pushbutton for maximum and average values for currents and power levels.
- Pushbutton for harmonics.
- Pushbutton for electrical energy meters, timers and impulse counters

### Advantages

#### User-friendly operation

With its large backlit multiple-display screen with 6 hot keys, the DIRIS A-30 is easy to use.

#### Detects wiring errors

The DIRIS A-30 is provided with a correction function for TC wiring errors.

#### Customisable

The DIRIS A-30 can be equipped with additional modules that give the user flexibility throughout the service life of the product. Communication modules and additional digital or analogue inputs/outputs can be used to increase its range of functionality.

### Compliant with IEC 61557-12

Reference standard for PMDs (Performance metering & monitoring devices), IEC 61557-12 guarantees performance levels and satisfactory performance from the PMDs under the environmental conditions typical of industrial and tertiary applications.

## DIRIS A-30/A41/A60

Reference	Description	LP (₹)
48250403G**	DIRIS A30,class 0.5s, V, I, F, P, Q, S, PF, kWh, kVARh, kVAh, max & Avg( I, V, PF, kW, kVA, kVAR), THDi, V & I up to 63 <sup>rd</sup> row, 3ph current bar graph	23119
48250404G	DIRIS A41,features same as DIRIS A30 + actual neutral current measurement through 4th CT	43492
48250207G	DIRIS A 60, features same as DIRIS A30 + PQM Device for Voltage Sag,Swell & Current rise recordings	83878

# DIRIS A-30/A41/A60

## Energy Meters

Single-phase - direct 45A & 100A

### DIRIS A-30/A41/A60

Reference	Description	LP (₹)
48250080G	1 OUT A20 module	4484
48250082G	RS485 A20 module	4653
48250090G	2 Pulse A30/A41 module	4447
48250092G	RS 485 Modbus Communication for ATyS p/Diris A30/41	5952
48250093G	2 0/4-20mA Analog Output module A30/A41	11422
48250094G	2IN/2OUT A30/A41 module for alarm/trip purposes for Max V,I,F,P,Q,S, Temp,THD,V & I parameters	8252
48250097G	MEMORY A30/A41 module with RTC & with storage for P+,P-,Q+,Q-, last Max/Min values for V,I,F,P,Q,THD,V & I	17607
48250203G	Ethernet Module for ATyS p/Diris A30/41(MODBUS TCP or RTU over TCP protocol)	23972
48250204G	Ethernet Module with RS 485 for ATyS p/DirisA30/41 (Modbus gateway)	45649
48250205G	PROFIBUS-DP A30 module	21396
48250206G	Temperature module - Temp indication(Internal+3 External sensors PT 100)	20050

### DIRIS Q800



Reference	Description	LP (₹)
48260100G	Diris Q800 Electrical network analyser with 192 x 144 mm color touchscreen for power quality/flicker/transient measurements/current waveform/Fresnel diagram	On Request

# DIRIS A-40

## Multifunction measuring unit - PMD

measurement, monitoring and event analysis with smart sensors - door mounting



DIRIS A-40

### Functions

The DIRIS A-40 is a panel-mounted power monitoring device (PMD). It is designed for measuring, monitoring and reporting electrical energy.

The DIRIS A-40 offers a range of functions for measuring voltage, current, power, energy and quality. It allows the analysis of a single-phase or three-phase load.

### General characteristics

- Backlit LCD display
- Pushbutton for currents and for connection correction function
- Pushbutton for voltages and frequency..
- Pushbutton for active, reactive and effective powers and for power factor.
- Pushbutton for maximum and average values for currents and power levels.
- Pushbutton for harmonics.
- Pushbutton for electrical energy meters, timers and impulse counters

### Advantages

#### Assisted configuration

The configuration wizard guides the user step by step. It also detects and corrects configuration errors. This cuts the commissioning time in half and always delivers a reliable result.

#### Smart sensors

Three current sensor formats (solid-core TE, split-core TR/ iTR and Rogowski coil TF) allow integration of the DIRIS A-40 into new and existing electrical installations.

#### Connected to the Cloud

The range comprises IoT ready connected products that enable data to be exported automatically for remote operation without any limit on time, distance and time in storage.

#### Compliant with IEC 61557-12

Reference standard for PMDs (Performance metering & monitoring devices), IEC 61557-12 standard guarantees performance levels and satisfactory performance from the PMDs under the environmental conditions typical of industrial and tertiary applications.

### DIRIS A-40

Reference	Description	LP (₹)
48250500G*	Diris A40 RS485,3I 20,CI 0.2,V, I, F, P, Q, S, PF, kWh, kVARh, kVAh, max & Avg( I, V, PF, kW, kVA, kVAR), THDi, V & I up to 63 <sup>rd</sup> row ,PQM Device for Voltage Sag,Swell & Current rise recordings	49645
48250501G*	Diris A40 Ethernet,3I 20,CI 0.2,V, I, F, P, Q, S, PF, kWh, kVARh, kVAh, max & Avg( I, V, PF, kW, kVA, kVAR), THDi, V & I up to 63 <sup>rd</sup> row ,PQM Device for Voltage Sag,Swell & Current rise recordings, webview function inbuilt	59418
48250502G*	Diris A40 Profibus,3I 20,CI 0.2,V, I, F, P, Q, S, PF, kWh, kVARh, kVAh, max & Avg( I, V, PF, kW, kVA, kVAR), THDi, V & I up to 63 <sup>rd</sup> row ,PQM Device for Voltage Sag,Swell & Current rise recordings	61189

# Integrated technologies

Groundbreaking technologies for greater simplicity and performance



## PreciSense

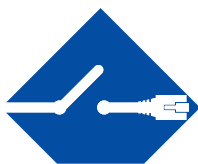
Products that are setting new standards in measurement accuracy

The PreciSense technology ensures 100% reliable accuracy across the global measurement chain.

Be guaranteed of the accuracy of your measurements:

- for the global measurement chain,
- for reliable measurements,
- for relevant corrective actions.

PreciSense offers the best accuracy on the market regardless of the type of current sensors used (solid core, split core, flexible or embedded in the DIRIS Digiware S module).



## VirtualMonitor

The simple and cost-saving solution for monitoring your protective devices

The VirtualMonitor technology enables an advanced monitoring of protective devices at all levels within the electrical installation.

Virtual Monitor:

- detects the position and status of the protective device,
- detects if the breaker has tripped,
- counts the number of operations and trips.

VirtualMonitor technology monitors the status of protective devices:

- On your entire electrical installation (without additional space).
- Remotely and in real-time.
- Without additional hardware or wiring (without adding auxiliary contacts).



## AutoCorrect

Software elimination of wiring errors

The AutoCorrect technology ensures that the measurement is properly wired at all times, thus avoiding on-site interventions.

AutoCorrect ensures the operation of the proper measuring system thanks to simple and rapid detection of wiring errors:

- automatic wiring control (voltage/current phase association),
- correction of errors with a single click,
- feature available off-load.

Error correction's are carried out without any physical modification to the wiring.



Discover the video



Discover the video



Discover the video






PreciSense, VirtualMonitor and AutoCorrect technologies are embedded in Socomec’s power monitoring solutions.

Power metering and monitoring system for AC electrical installations

- DIRIS Digiware S with its 3 integrated sensors and DIRIS Digiware I associated with iTR sensors.



Multifunction meters

- DIRIS A-40 with iTR sensors.




# Selection guide

## Power monitoring system AC

### DIRIS Digiware AC


Build your own AC system

System interface, displays and gateways  
(24 VDC)




**DIRIS Digiware D**  
display

or



**DIRIS Digiware M**  
gateway

or




**DIRIS Digiware C**  
RS485 interface

Voltage acquisition module




**DIRIS Digiware U**


Current acquisition module with integrated sensors



**DIRIS Digiware S**




**DIRIS Digiware BCM**  
21 circuits




**DIRIS Digiware BCM**  
18 circuits


Current acquisition modules



**DIRIS Digiware I-3x**  
3 inputs



**DIRIS Digiware I-4x**  
4 inputs



**DIRIS Digiware I-6x**  
6 inputs

Current sensors



**TE**  
Solid



**TR/iTR**  
Split-core



**TF**  
Flexible

Digital and analogue input/output modules



**DIRIS Digiware IO**

Find the best DIRIS Digiware configuration!



The Socomec Meter Selector is your digital assistant, helping you find the best DIRIS Digiware configuration for your power monitoring projects, and all in just a few clicks!

- Fill in information regarding your project.
- Download the system diagram and bill of material.
- All your projects are archived in your personal account.

# DIRIS Digiware M

Multifunction meters - PMD

measurement and monitoring - door mounting



DIRIS Digiware M

### Functions

The DIRIS Digiware M-50 and M-70 communication gateways are the access point for the DIRIS Digiware system, centralising the 24 VDC power supply and communication in one single point. The M-50 and M-70 act as the Ethernet gateway for all the devices connected on the Digiware or RS485 bus, and integrate a web server to configure the network parameters and to remotely display measurement data.

The M-50 and M-70 gateways offer a wide range of functionalities, including:

- Bluetooth connectivity to collect data from environmental sensors,
- memory extension for connected devices,
- automatic export of logged consumption and data to an FTP(S) server,
- notification emails if there is an alarm on one of the connected devices (SMTPS),
- automatic time synchronisation of all connected devices via SNTP.

### Advantages

#### Plug & Play

- Direct Digiware and RS485 to Ethernet gateway.
- Automatic detection of connected devices.
- Easy setup.
- Safety Extra Low Voltage 24 VDC power supply.

#### Advanced connectivity

- Ethernet output for communication using multiple protocols: Modbus TCP, BACnet IP and SNMP v1, v2, v3 (encrypted) to suit any metering and power monitoring application.
- Possible to configure as RS485 slave to communicate measurement data to a second PLC, for example.

#### Embedded web server

A WEB-CONFIG is embedded in the M-50 gateway to configure the communication architecture. WEBVIEW-M is embedded in the M-70 gateway and available without license fees to visualise measurements and consumption remotely.

#### Cyber security

The M-50 and M-70 gateways include advanced cyber security features following the IEC 62443 referential to secure the transmission of data and reduce the risk of cyber attacks:

- customised security policy (blocking or restricting certain protocols and services),
- secured HTTPS navigation by uploading TLS/SSL certificates,
- secured data push (FTPS, SMTPS),
- implementation of a Firewall and Whitelist rules to guard against denial-of-service attacks.

#### Email notifications

The M-50/M-70 gateway can send email notifications in case of an alarm.

## DIRIS Digiware M

Reference	Description	LP (₹)
48290221G	M50 : Multi-Protocol ethernet gateway	On request
48290222G	M70 : Multi-protocol ethernet gateway with embedded WEBVIEW-M web server	

# DIRIS Digiware BCM

Multi-circuit current acquisition module with integrated sensors for power distribution units (PDU) for 18 or 21 circuits



DIRIS Digiware BCM

### Functions

The DIRIS Digiware BCM is a multi-circuit current measurement module with 18 or 21 integrated sensors and allows the monitoring of all types of power distribution units (PDUs). These modules are also equipped with three RJ12 channels allowing them to be connected to TE/TR/iTR/TF current sensors using RJ12 cables and various ΔIC differential toroids.

### General characteristics

- 18/21 integrated current sensors.
- Measures up to 120 A.
- Configurable as 18/21 single-phase circuits or 6/7 three-phase circuits.

### Advantages

#### 3x quicker to install than standard solutions

- The integrated current sensors do not require any wiring: they are directly integrated in the module.
- Quick RJ45 connection between modules.
- RJ12 connection for external current sensors.
- Integrated AutoCorrect technology that provides automatic wiring control and an error correction feature available off-load.

#### Maximum reliability

- A robust protective plastic cover safeguards the electronic components and reduces the risk of breakage. By not simply being an exposed PCB, the unit can, therefore, be handled manually.
- PreciSense technology ensures accurate and reliable measurements over a wide measurement range: class 0.5 accuracy for active energy according to IEC 61557-12 and ANSI C12.20 standards.
- Integrated VirtualMonitor technology to access the monitoring of protective devices across the entire electrical installation, both remotely and in real-time.

#### 2x quicker to configure than standard solutions

Easy Config System Software - free of charge – enables the configuration of multiple identical panels with a “duplication” function and also provides time-saving configuration templates enabling the initial design to be adapted with ease.

#### Minimal footprint

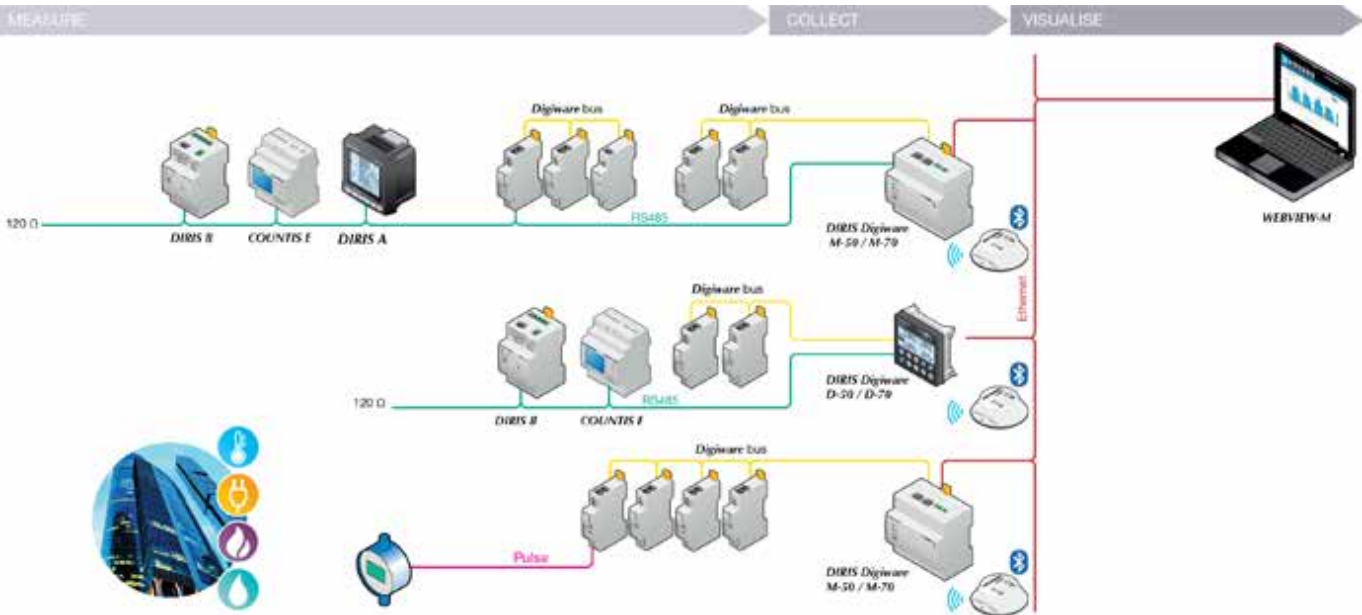
- No additional CT leads required - and therefore less cabling required.
- VirtualMonitor technology indicating the status of the protection elements eliminates the need to install auxiliary contacts.
- Connection to TE/TR/iTR/TF current sensors and ΔIC differential toroids to mutualize power consumption and residual current monitoring.

## DIRIS Digiware BCM

Reference	Description	LP (₹)
48290165	18 current inputs (18mm pitch)	On request
48290166	18 current inputs (18mm pitch) + Virtual Monitor	
48290167	21 current inputs (19mm pitch)	
48290168	21 current inputs (19mm pitch + Virtual Monitor	



Architecture



Accessories

Monitoring Devices & Modules



Reference	Description	LP (₹)
48290010G	DIRIS B-10 RS485-MODBUS-230VAC	On request
48290000G	DIRIS B-30 RS485-MODBUS-230VAC	
48290030G	DIRIS O-iod DIGITAL MODULE	
48290031G	DIRIS O-ioa 0/4-20mA MODULE	
48290032G	DIRIS O-it TEMPERATURE MODULE	
48290033G	DIRIS O-m MODBUS RS485 MODULE	
48290034G	DIRIS O-p PROFIBUS DP MODULE	

Power Supply



Reference	Description	LP (₹)
48290120G	P15 AUX SUPPLY 100-240VAC->24 VDC 15W	On request
47290603G	P30 Aux Supply 100-240VAC- > 24VDC 20W	

Diris Digiware Input/Output Modules



Reference	Description	LP (₹)
48290140G	IO-10- 4 digital inputs/2 output module	On request
48290145G	IO-20 - 2 analogue input module	

Display



Reference	Description	LP (₹)
48290200G	DIRIS D-30 Single-point display	On request
48290204G	DIRIS D-50 Multi-point display - Ethernet output	
48290203G	DIRIS D-70 Multi-point display - Webview Webserver - Ethernet output	

Blind Interface & Repeater




Reference	Description	LP (₹)
48290101G	C-31 SYSTEM INTERFACE	On request
48290103G	C-32 REPEATER	

Voltage Sensing Module




Reference	Description	LP (₹)
48290105G	U-10 VOLTAGES INPUTS METERING	On request
48290102G	U-30 VOLTAGES INPUTS ANALYSIS	

Closed Type Current Sensor




Reference	Description	LP (₹)
48290500G	TE-18 20A SOLID CORE	On request
48290501G	TE-18 63A SOLID CORE	
48290502G	TE-25 160A SOLID CORE	
48290503G	TE-35 250A SOLID CORE	
48290504G	TE-45 630A SOLID CORE	
48290505G	TE-55 1000A SOLID CORE	
48290506G	TE-90 2000A SOLID CORE	

Open Type Current Sensor




Reference	Description	LP (₹)
48290555G	Split core - TR-10 - 25- 63A	On request
48290556G	Split core - TR-14 - 40 -160A	
48290557G	Split core - TR-21 - 63-250A	
48290558G	Split core - TR-32- 160 - 600A	

Current Sensing Module



Reference	Description	LP (₹)
48290110G	I-30 3xI METERING	On request
48290111G	I-31 3xI METERING + TREND	
48290112G	I-60 6xI METERING	
48290113G	I-61 6xI METERING + TREND	
48290130G	I-35 3xI ANALYSIS	
48290129G	I-43 4xI MONITORING 2I/2O	
48290131G	I-45 4xI ANALYSIS 2I/2O	

Flexible Current Sensor



Reference	Description	LP (₹)
48290573G	TF-40 100 - 400A	On request
48290570G	TF-55 150 - 600A	
48290574G	TF-80 150 - 600A	
48290575G	TF-120 400 - 2000A	
48290576G	TF-200 600 - 4000A	
48290577G	TF-300 1600 - 6000A	
48290578G	TF-600 1600 - 6000A	

RJ45 Cables



Reference	Description	LP (₹)
48290181G	RJ45-0.32 feet / 0.10m CABLE	On request
48290188G	RJ45-0.64 feet / 0.20m CABLE	
48290182G	RJ45-1.64 feet / 0.50m CABLE	
48290183G	RJ45-3.28 feet / 1m CABLE	
48290184G	RJ45-6.56 feet / 2m CABLE	
48290186G	RJ45-16.4 feet / 5m length CABLE	
48290187G	RJ45-32.8 feet / 10m length CABLE	
48290185G	RJ45 cables for BUS Digiware 164 feet / 50 m + 100 connectors	

RJ12 Cables



Reference	Description	LP (₹)
48290580G	RJ12 3x0.1m CABLE	On request
48290581G	RJ12 3x0.2m CABLE	
48290582G	RJ12 3x0.3m CABLE	
48290583G	RJ12 3x1m CABLE	
48290584G	RJ12 3x2m CABLE	
48290588G	RJ12 4x1m CABLE	
48290589G	RJ12 4x2m CABLE	
48290590G	RJ12 6x0.1m CABLE	
48290591G	RJ12 6x0.2m CABLE	
48290592G	RJ12 6x0.3m CABLE	
48290593G	RJ12 6x1m CABLE	
48290594G	RJ12 6x2m CABLE	
48290595G	RJ12 3x0.5m CABLE	
48290596G	RJ12 4x0.5m CABLE	
48290597G	RJ12 6x0.5m CABLE	
48290602G	RJ12 1 cable of 16.6ft/5m	
48290603G	RJ12 1 cable of 32.8ft/10m	
48290601G	RJ12 1 Cable of 164ft/50m and 100 connectors	

Accessories



Reference	Description	LP (₹)
48290049G	SEALING KIT DIRIS B30	On request
48290050G	USB CONFIGURATION CABLE	
48290180G	END LINE RESISTANCE Rj45	
48290598G	SPLICE PLATE x30	
48290599G	CT/5A to 100 MV ADAPTOR	
48290600G	SEALABLE COVER x20	
48290280G	RJ9 1x1,5m	
48290281G	RJ9 1x3m	



# Socomec India

## General Terms and Conditions

### 1. PRICES

All Prices are mentioned in Indian Rupees. Prices are subjected to change without any prior notice will be applicable as prevailing at the time of Dispatch. This Price list is effective from October 1<sup>st</sup> 2024 and supersedes any previous price list.

### 2. TAXES & DUTIES

The prices are exclusive of all taxes  
We will charge applicable Goods and Services Tax ('GST') on our supplies  
In the event of variations in rate of tax, rules and/or method of assessment under the GST, the prices will be adjusted accordingly.  
It will be the responsibility of customer to communicate its correct GSTIN to the Company. Company will not be responsible in case incorrect GSTIN is communicated to us and tax is deposited by us on GSTIN available in Company's record

### 3. WARRANTY

The Company warrants the goods against all proven defects or hidden defects in design and manufacturing. The peroid of warranty is 12 months from date of invoicing or 18 months from date of manufacturing. The warranty shall be strictly limited to Socomec products and does not extend to the equipment within which these products may be integrated or not to the performance of such equipment. The Company's warranty shall be limited, in its discretion, to the repair or replacement at its expense in its factory of all part of the goods recognized as defective. Defective items replaced free of charge shall be made available to the company and shall become its property. The warranty shall not be applicable.

- 3.1 In the event that the defect if due to the material supplied by the buyer, or due to design imposed by it.
  - 3.2 In the event of damage or accident due to the transport or arising from negligence, defective installation, supervision or maintenance by the buyer or a third party.
  - 3.3 In the event of use, installation or storage of the goods in abnormal conditions which are not in compliance.
  - 3.4 In the event of any changes, adjustments or repairs carried out by buyer without express agreement of the company.
- The warranty does not cover the replacement or repair of the items which are due to the fault of the buyer or third party.

Please scan the QR code for more detailed General Terms and Conditions of Sale (the "GTCs").



Power Conversion  
Solutions



Power Switching and  
Monitoring Solutions

## Our Service Partners



For Service related queries, please mail us at:  
service.in@socomec.com

# Socomec: our innovations supporting your energy performance

1

independent manufacturer

4,100

employees worldwide

8

% of sales revenue dedicated to R&D

400

experts dedicated to service provision

## Your power management expert



POWER  
SWITCHING



POWER  
MONITORING



POWER  
CONVERSION



ENERGY  
STORAGE



EXPERT  
SERVICES

## The specialist for critical applications

- Control, command of LV facilities
  - Safety of persons and assets
- Measurement of electrical parameters
  - Energy management
- Energy quality
  - Energy availability
  - Energy storage
- Prevention and repairs
  - Measurement and analysis
  - Optimisation
  - Consultancy, commissioning and training

## A worldwide presence

**12** production sites

- France (x3)
- Italy (x2)
- Tunisia
- India
- China (x2)
- USA (x3)

**30** subsidiaries and commercial locations

- Algeria • Australia • Belgium • China • Canada
- Dubai (United Arab Emirates) • France • Germany
- India • Indonesia • Italy • Ivory Coast • Netherlands
- Poland • Portugal • Romania • Serbia • Singapore
- Slovenia • South Africa • Spain • Switzerland
- Thailand • Tunisia • Turkey • UK • USA

**80** countries

where our brand is distributed

## Manufacturing facility

### Socomec India Private Limited

756 Pace City II  
Sector 37  
Gurugram - 122 001  
Haryana  
Tel: +91 124 4562700, 4597803  
Fax: +91 124 4562733  
CIN: U00000HR1999PTC038504



### SOCOMEK INNOVATIVE POWER SOLUTIONS PVT. LTD.

B1, II Floor  
Thiru-Vi-Ka Industrial Estate  
Guindy, Chennai - 600 032  
Tel: +91 44 3921 5400 / 5423 / 5466  
Mob: +91 9940633654  
info.in@socomec.com

## Regional & Resident Offices

Ahmedabad : +91 7358491515, +91 9981553886  
Bengaluru : +91 9886323448, +91 9972578171  
Chennai : +91 9384880585, +91 9940147003  
Cochin : +91 8939550688, +91 9745012322  
Coimbatore : +91 8939550688, +91 9500092236  
Goa : +91 7506997662, +91 9987052604  
Guwahati : +91 7550048077, +91 8697709095  
Haryana : +91 9582260193, +91 9958591717  
Hyderabad : +91 9642528800, +91 7338733982  
Indore : +91 9953595413  
Jaipur : +91 9384091531, +91 9953595413  
Kolkata : +91 7550048077, +91 8697709095

Lucknow : +91 9953595413, +91 9958595941  
Mumbai : +91 8879791802, +91 9987052602  
Nashik : +91 7506997662, +91 9819924289  
New Delhi : +91 9953595413, +91 9958591717  
Noida & Ghaziabad : +91 9643897439, +91 9958591717  
Pune : +91 9987946398, +91 9987052604  
Punjab & J&K : +91 9643403926, +91 9958591717  
Trivandrum : +91 8939550688, +91 9745012322  
Vadodara : +91 7358491515, +91 9981553886  
Vijayawada : +91 9515100473  
Vizag : +91 9515100473, +91 7338733982

## YOUR DISTRIBUTOR / PARTNER

[www.socomec.co.in](http://www.socomec.co.in)

